

How To Take Great Care Of Your Pet Iguana!

HOW TO TAKE GREAT CARE OF YOUR **PET IGUANA** SELECTED TIPS - 100 PAGES!



100 Pages!

Brought to you by Wings of Success

DISCLAIMER AND TERMS OF USE AGREEMENT:

(Please Read This Before Using This Report)

This information in this course is for educational and informational purposes only. The content is not presented by a professional, and therefore the information in this course should not be considered a substitute for professional advice. Always seek the advice of someone qualified in this field for any questions you may have.

The author and publisher of this course and the accompanying materials have used their best efforts in preparing this course. The author and publisher make no representation or warranties with respect to the accuracy, applicability, fitness, or completeness of the contents of this course. The information contained in this course is strictly for educational purposes. Therefore, if you wish to apply ideas contained in this course, you are taking full responsibility for your actions.

The author and publisher disclaim any warranties (express or implied), merchantability, or fitness for any particular purpose. The author and publisher shall in no event be held liable to any party for any direct, indirect, punitive, special, incidental or other consequential damages arising directly or indirectly from any use of this material, which is provided "as is", and without warranties.

As always, the advice of a competent legal, tax, accounting, medical or other professional should be sought. The author and publisher do not warrant the performance, effectiveness or applicability of any sites listed or linked to in this course.

All links are for information purposes only and are not warranted for content, accuracy or any other implied or explicit purpose.

This report is © Copyrighted by Wings Of Success. No part of this may be copied, or changed in any format, or used in any way other than what is outlined within this course under any circumstances. Violators would be prosecuted severely.

[Click Here To Visit Our Website](#)

SPECIAL SECRET RESOURCE!

Iguana Care Made Easy! Secrets Of Keeping Your Pet Iguana Happy!

Bold Enough To Raise Slimy, Wiggly Iguanas As Pets? Not Sure How To Make Them Happy? Want To Increase The Longevity Of Your Pet Lizard But Are Super-confused And Don't Know Where To Even Start? Look No Further!


Finally, The Ultimate Iguana Care Guide That Gives You Some Of The Lesser Known, But Brilliant, And Reliable Tips And Tactics To Raise Iguanas At Home! So, Go Right Ahead, And Make Your New Friend Feel Happy, Healthy...and Cared For!



**AVAILABLE ONLY FOR
A VERY LIMITED TIME!**

[Click Here](#)
Download Now





Powerful insider tips that have helped over **62,578** dog owners worldwide to successfully train their dogs!

Dog Obedience Training Secrets!


- ✓ Do you have a generally disobedient dog?
- ✓ Does your dog embarrass you in public?
- ✓ Are you sick of excessive biting, barking, whining, etc?
- ✓ Are you sick of dealing with dog aggression issues?
- ✓ Do you want to know how to fix virtually any dog behavior problem?
- ✓ Or, perhaps you just want the best relationship that you can possibly have with your dog...

You Can Now Finally Put An End To Your Dog's Behavior Problems!

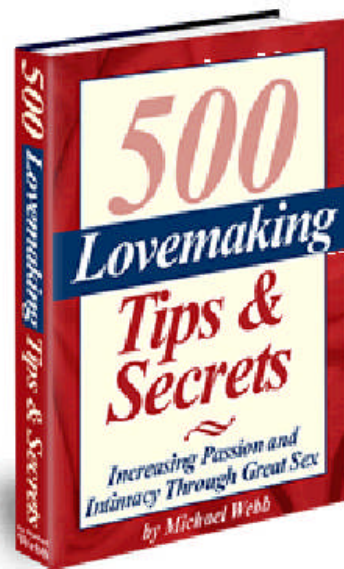
DOWNLOAD NOW

500 Lovemaking Tips

**“Oprah Love Expert
Reveals How To Bring Back
The FIRE Into Your Love Life.
In Fact, It’s So Simple, It’s
Embarrassing!...”**



- **The biggest lovemaking mistakes**
- How to invigorate each other to make love
- **Ways to help cure premature ejaculation**
- Dozen of oral sex tips
- **Fun sex games**
- How to make your erections harder
- **The best positions to make love**
- Unique places to make love
- **Secrets to give each other more pleasure**
- How to make sex more intimate and meaningful
- **Ways to incorporate food into lovemaking**
- The complete guide to safe sex
- **And much more...**



DOWNLOAD NOW

**Download 100+ Books
Completely Free!**

.....

**No Hassles...
No Charges...**

Just Click And Download



CLICK HERE

Contents

Iguana Care Like The Pro's	9
Planning A Comfortable Habitat For Your Iguana	11
Heating And Lighting For Your Iguana	12
Maintaining The Habits Humidity	13
Facts About The Desert Iguana	15
The Importance Of Proper Nutrition For Your Iguana	17
Interesting Information About The Baby Green Iguana	18
Baby Green Iguana's Adaptations.....	19
A Society That Cares: The Green Iguana Society	20
Behind The Green Iguana Society.....	21
Some Accessories You Should Include In Iguana Habitats	23
Health Is Also The Wealth Of Your Pet Iguana.....	25
Tips On Proper Iguana Lizard Care	27
Things Taught To You By The Iguana Photos	29
Iguanas - The Scaled Facts Behind The Reptile	31
Building An Iguana Enclosure	33
Proper Iguana Care Tips.....	35
An Overview Of Puerto Vallarta And Their Famous Iguanas	37
Puerto Vallarta Iguanas	38
Red Iguana Facts	39
The Place To Be: The Green Iguana Surf Camp	42
Iguanas – What Are They?	44
Acquiring Iguana Tattoo.....	46
Basic facts About Iguanas	48
Cantina Iguana	50
Different Types Of Iguanas	52
Iguana Facts	54
Rhinoceros Iguana.....	56
Desert Iguanas	58
Iguanas Pictures	60
Iguana Nests.....	62
Taking Care of a Green Iguana	64
Baby Iguanas.....	67
Important Pointers For Iguana Babysitters	68

How To Take Great Care Of Your Pet Iguana

How To Pet A Giant Green Iguana.....	70
How To Take Care Of The Iguanas In Captivity	72
Health Care For Iguanas.....	74
Portrayal Of Marine Iguanas	76
Characterizing The Green Iguanas.....	78
Iguana's Ecological Environment.....	80
Pet Iguanas	82
Red Iguana And Their Care	84
The Rhinocerus Iguanas	86
Albino Iguana- Learning To Feed Them	88
Giant Green Iguana	90
Green Iguanas Myths.....	92
The Iguana Cage	94
Building An Iguana cage - 6 Tips!	96

Iguana Care Like The Pro's

Even before you consider purchasing an iguana, you must consider its needs for a proper home. Since the iguana's health is dependant on the actual environment that he lives in, it is essential that this part of the process happen first, before anything else.

Iguana's use their homes for more than just shelter. It is imperative that his home provides the necessary protection but also the right heat for his well being. Unlike the dog or other mammals, iguanas must have a well maintained climate in order to stay healthy.

This is due to the iguana's need for the wavelengths of the light within its home. They will use these wavelengths to aid in their metabolism as well as in their body chemistry.

What Was Home Like?

If you consider where the iguana is from, you can see what his needs will be in the climate that you create for him. The extreme temperatures of that environment were also fairly humid. This combination is what his body is conditioned for and therefore must be replaced in the shelter you'll provide for him if he is to survive and be as healthy as he can be.

Without an environment that is conditioned for the right temperature and humidity, your iguana will become ill, it will suffer and it may even die because of this one simple factor.

What does he need, then? There are several key pieces of information to consider. We'll break them down for you right here.

Size

Do you need lots of room? The iguana is so small, how can they even imagine needing so much room? No matter what you thought about his size or the room he needed, this is an important consideration.

How To Take Great Care Of Your Pet Iguana

First, they aren't small. In many cases, an iguana will grow up to six feet in length. That's a lot of iguana for you to provide shelter for. There is one misconception out there about this, though. Many think that if they limit the room that they provide to their iguana that they will be safely protecting it from getting extremely large. This is not true. He will continue to grow.

Iguanas start growing at a faster rate then they will down the road. But, he will grow his entire life. Within your first year of owning him, your iguana will likely grow out of the 55 gallon aquarium that you bought it. For this consideration alone you should carefully decide on whether this is the right pet for you. Space is necessary for the animal.

Planning A Comfortable Habitat For Your Iguana

The habitat that you create for your iguana should be carefully designed and built to provide your pet with a healthy living environment. If you do not provide a high level of attention to this part of the process, you can't provide the proper care for your pet that he or she deserves and needs.

One thing that can't be stressed enough is the need to educate yourself before purchasing your habitat for your iguana. Since this is so important of a decision, you don't want to make costly mistakes. The fact is that most people purchase a habitat only to determine that they should have purchased something else. The best lesson to learn, then, is to keep learning!

Buying Or Building?

You can build your habitat. There is no doubt that this is a great way to go. Or, you can buy a pre-made habitat for your pet. Take that one step further and you can have someone else make a habitat for you and then buy it from them. In any case, what you have to determine is the correct way to build or buy one.

The largest drawback of purchasing your own, pre-made habitat is cost. They are by far expensive homes to purchase for your pet. Sometimes, they are well designed to provide for most of the iguana's needs. But, most of the time, they aren't. In fact, most of what you will find in your local pet store is far too small for your iguana. Sure, it's a great habitat until they grow to their full adult size!

There are a number of great locations online that can help you to design your own custom made iguana habitat. Purchasing one is not a bad idea, but it will have to be done with a full understanding of what you need that habitat to provide for your pet. Don't underestimate the size of your iguana!

Heating And Lighting For Your Iguana

Now, its time to think about the heating and lighting within your iguana's habitat. Even if you purchase a pre made habitat, you'll still need to find ways to keep him warm enough and to keep him getting the necessary light he needs.

Heating

The heating in your iguana's habitat is quite important to the well being of your iguana. There are many considerations to think about here, though. The good news is that this chapter will tell you all you need to know about the heat sources and needs of your iguana.

Why They Need Heat

The first consideration that you have is just why the iguana needs heat and what that level is. We've already mentioned that providing heat to your iguana is required to maintain its health.

Within your habitat, you'll need to provide a location that can provide basking heat to your iguana. Generally, this area should be able to get to the middle 90's in temperature. (All temperatures in this e-book are listed in Fahrenheit.) The rest of the air within the habitat should be maintained no less than 75 degrees, but better if it is closer to 80. The final need is to offer a range of temperatures within the habitat to allow him to move around as he feels comfortable.

Now, to accomplish this, there are several things you should and shouldn't do.

First, purchase several attachment thermometers. Place these in various area of the habitat so that they can be easily read by you from outside the enclosure.

Maintaining The Habits Humidity

Now that you have your habitat built and set up with the right amounts of heat and light, the next part of the three part equation for your iguana is that of humidity.

Humidity is the amount of moisture that is in the air. Since iguanas come from areas that are generally very high in humidity all the time, you'll need to mimic that here in your habitat. But, how in the world do you create the right amount of humidity?

The right level of humidity for your iguana will be between 65 percent and 75 percent, which are fairly humid conditions. There are several ways for you to get this high of a humidity level within your habitat.

First, there are the simple methods to doing this. You can just spray the habitat down with water throughout the day. Don't spray less than an hour before the lights go out for the night though. You can also place large containers of water in the habitat, which will help to make for the right amount of humidity within the habitat, too.

In the later chapters, you'll learn about how you need to bath and mist your iguana, but for now, realize that is a good way to gain the benefits of added moisture, too.

If you built your iguana's habitat correctly, the heat and humidity levels will remain high enough with these methods as you'll have a pretty decent way of keeping it in (Plexiglas is a great option for this.) But, it may not be enough.

What You Need To Go Into Your Iguanas Habitat

You've designed an amazing habitat, but there are still a few things you'll need to take into consideration beyond just the construction and the environmental issues.

What will you put into your habitat? You should pay some attention to the details of this area of your habitat. We well provided for iguana that has all he needs in a clean and organized habitat

How To Take Great Care Of Your Pet Iguana

is a long living, healthy and happy pet. Now, here are several things that you'll build or add to your habitat.

Flooring Covering

Now, when it comes to your habitat's flooring, take this consideration closely. You want to have something that is easy to replace or at least to clean. But, you don't want to have anything that your iguana can pick up with his tongue or even worse get wrapped around his toes.

You'll find many materials available in the pet stores but don't waste your time on them. Instead consider other easier to afford materials. Here are some options you have.

Floors of:

- Newspaper, ensure that it does not have any type of toxic ink on it.
- Paper towels work just fine, too.
- Plain papers without any type of toxins in them.
- Indoor/outdoor carpeting.

The carpeting is a great choice but if you purchase it, make sure it has nothing that can get caught on your iguana's toes. You'll want to wrap it around the edges and tape them underneath to keep them from being torn up or getting caught on his tongue.

Facts About The Desert Iguana

Have you ever gone to the desert? If so, you have probably spotted a very common animal - the desert iguana. Those who live in that area claim they have seen those iguanas in their yards, hiding from people behind large rocks.

Iguanas love to eat flowers and the leaves of many bushes. The iguana will change its color from gray an almost white hue. This is usually done from the early morning hours because temperatures are lower to midday when the temperatures are much higher. Iguanas do this to avoid getting too hot.

Where to locate Desert Iguana

This type of iguana thrives in the Southwest and Western United states and also Mexico. They include the states of: Utah (southwest corner), Nevada (southern pars), Baja, California, Arizona (southern central parts), Mexico (northwest corner) and lastly the California mainly the areas of the Mojave and Sonoran Deserts. They have also been spotted in some of the gulf islands of the California.

The desert iguana, known by its scientific name dispsosaurus dorsalis, loves the sandy, arid habitats that are found in the desert. Creosote bushes and rocks are used by these iguanas for shelter. They also may use the burrow holes of kangaroo rats that have been abandoned to find peace. In its southern habitats, the iguanas can be seen in the deciduous forest and subtropical places.

What the Desert Iguana looks like

This iguana grows between ten and sixteen inches long. Its body will be round and large and its tail will grow long. The iguana's head will become brown in color while some parts of it have a reddish brown hue to it. The neck and trunk of the body have tan and grayish spots to them while the tail has some white or even grayish spots.

How To Take Great Care Of Your Pet Iguana

When the weather gets really hot, the iguana seeks bushes to get cooler. However, despite the fact that temperature reach 115 degrees or higher, the iguana is still active.

What do Iguanas eat?

The refuge from heat and would be predators is also their food. This makes the iguana vegetarians. Classified as herbivores, they eat fruits, buds and leaves of the desert perennial and the annual plants. It is much fond for the yellow flowers that bloom on the creosote bush. They will also eat insects and lizard feces. These iguanas are not endangered despite the predators they have.

Iguana movements

When people spot these reptiles crossing the road they often cross at a very quick pace which means that move swiftly at other times as well. How? Their back legs are very powerful that it allows them a movement of such. Their predators are: foxes, birds of prey, weasels, rats, snakes and of course human beings. Unfortunately, the desert iguana's eggs are often bothered and then devoured by these animals.

Breeding Season of the Desert Iguana

The iguana will begin to make its presence known by the middle of March. This is when it comes out of its long hibernation period. When does the mating season occur? It actually happens between the months of April and May. During the May and June months, it is expected that the desert iguana will lay anywhere between two to ten eggs that is supposed to hatch during the latter half of July until the month of August. During the breeding season, adult iguanas in the desert have a pink color that is at their bellies' side.

The Importance Of Proper Nutrition For Your Iguana

Even if your iguana is overweight, this does not mean it is unhealthy. Yet you know ensure it gets proper diet such as one with a high calcium intake with low phosphorus diet. Be sure your iguana gets as much sunlight as possible.

Should your iguana show signs of NSHP or MBD, it is imperative to bring them to a veterinarian. Nutritional Secondary Hyperparathrodism, which is a metabolic bone disease, is one disease your iguana could get. Keeping an eye of them is vital.

Suppose your iguana's body is bony and fat with jaws appear swollen, this means your iguana is in the critical stages of NHSP or MBD. The disease leads to fragile bones those of which can cause deformities and possible fractures.

Give your iguana a proper diet along with exercise and maintain their weight. A fat iguana should have the needed calcium to keep healthy bones.

How to tell if your iguana is growing healthy

When an iguana is only a hatchling, it will measure to two and half to three inches from its snout to vent. Once the iguana comes from its shell, the iguana will grow three-quarters of an inch a month for nearly three months.

The growth slows down at about three months of age to half an inch but at one year the growth kicks back in and during twelve and fifteen months, it will triple the original length. Over the next few years, the iguana will only grow sparingly. This is the time to give a healthy diet so the iguana won't grow any bigger.

If you are interested in iguanas and like to own one, be sure to read about their environments and diets because it can be the difference between the iguana's life and death.

Interesting Information About The Baby Green Iguana

Do you know anything about green iguanas? Did you know that they use their tails to sense when predators are nearby and if they lose their tails, they will grow back as if it never happened.

One of the most common reptiles found in the South and Central America is the green iguana. Several breeds can be seen in Mexico, Paraguay, Brazil and the Caribbean Islands.

It is not known for sure that the green iguana is an endangered species but it is often thought as one because hunters love this iguana attraction. Hunters love to hunt for female iguanas. Why is this the case? They are considered a delicacy for some people. What is this female iguana delicacy called? How about Bamboo Chicken.

Green Iguana Physical Appearance

How big do the green iguanas get? For starters, these reptiles can grow anywhere from four to six feet long although some have managed to get up to seven feet in length. The tail of the iguana is almost half of their body, taking up more than half that length.

So what does the green iguana look like exactly? Yes, these iguanas are green but they also have a dominant black stripe along their bodies. Their shade of green changes from a bright green to a grayish dull green color, hence the reason behind the name. The iguana's skin is primarily rough because it has pointy scales along its back. They are equipped with long fingers and claws. This makes it easy for them to grasp limbs and climb to get out of the way of danger and predators.

The Green Iguana's Habitat

Baby green iguanas are usually raised in a tropical rainforest setting especially where there is water, such as streams and rivers, in low altitudes. Much of the iguana's beginning years they spend at the top of the forest, about 40 to 50 feet high from the ground.

Baby Green Iguana's Adaptations

Despite the baby iguana's claws and long fingers, there are other wonderful traits and adaptations they have. They have a strong sense of senses especially hearing, sight and smell.

Their defense mechanisms are in their tails. Their tails are sharp and will point high when they sense danger. If a predator is able to get a hold of their tail and remove it, the tail will grow back as if there was no damage whatsoever. Since the baby iguana's skin is considered tough, scratches and cuts are able to be avoided. It is also water-resistant.

Due to its skin pigmentation, the baby green iguana can camouflage itself when it senses predators in the area. However, if this does not work and predators do find them, the babies are able to jump hurriedly from the trees to water. Remember, iguanas do live near water so they are excellent swimmers.

Among their wonderful traits, these baby iguanas are quite strong. Should they fall 40 to 50 feet from a tree to the ground, they can always come away from it unharmed.

The male iguana has what is called dewlap on the skin. What is a dewlap? It is a special flap used to attract female green iguanas. It can also be used to intimidate the predators would love to attack them. The dewlaps help the iguanas appear as if they are much bigger than they really are.

The green iguanas can keep fat under their necks and jaws for some time when times are rough and there is not much food to get.

A Society That Cares: The Green Iguana Society

Have you wondered what it would be like to raise an iguana? Do you know what it takes to take care of them? Do you know how many species of the Iguana family there are? What about the green iguana? What do you know about it?

Listed below are seven things you may not have known about the green iguana.

- These are called common iguanas
- Many people would like to have one as a pet because they are so common.
- Calling them a green iguana can often times be a mistake because they can be a brown color too.
- Iguanas are not carnivores but rather herbivores. This means they eat fruits and vegetables such as tree leaves and flowers.
- Where can they be found? Green Iguanas can be found in parts of South and Central America, some Pacific Islands including Guam and the state of Florida in the United States.
- An iguana that is living in captivity can live up to and even more than 20 years. This happens only if the iguana has been taken very good care of. So far, the oldest iguana living is 29 years old.
- What is sad is the green iguana is renowned as a threatened species because the habitat it lives in is slowly disappearing.

There's plenty that someone studying iguanas will learn besides the few seen here. Because of this knowledge, three individuals created an organization using online volunteers to give correct data regarding the iguana along with the ones above.

The organization is called the Green Iguana Society established in 1999.

Behind The Green Iguana Society

What are the goals of the Green Iguana Society?

When the three bodies began this society, they came up several goals they saw needed to be accomplished. What are these goals then?

- This is a great way to learn how to feed the green iguanas as well as becoming the owner of one too. You could also learn what type of veterinarian should be consulted.

- The founders' website serves as a wonderful and opportune source of data that those who love iguanas will not need to search through many reptile writings.

- The website is an vital provider in correct data for anyone interested at anytime that want or need the green iguana information.

- This website also has encouraged many people to provide a more caring environment for the iguana as well as the complicated issues that are involved when they own one.

The website covers how to take care a green iguana. These include the myths and misconceptions as well food and feeding to health and safety issues, veterinarians and other related societies.

Here some common questions asked regarding the Green Iguana Society:

- Why should a person get involved with this society?

According to its founders, by joining the club you can show your love to iguanas and continue learning about them including the type of care they need so you can share your knowledge to others.

- Is there a fee to get involved?

There is no cost to join. However, this could change due to membership.

How To Take Great Care Of Your Pet Iguana

- Can a person be included as a member of the site?

After years of people joining the site, this part of it was discontinued.

- How old does someone need to be to join?

You need to be at least 14 years old to join the society. However, anyone 13 years of younger can join in the Kids Club.

- How does someone join?

Fill out an electronic form, providing as much information as possible. Hit send.

Want to learn more... search for Green Iguana Society.

Some Accessories You Should Include In Iguana Habitats

So you have an iguana and you have met its basic needs: light, heating, space and even humidity. So this is all that is required for the iguana's habitat? You might think this is all you need to do. But this is untrue! Those needs are only just the beginning of what the iguana need. Light, heating space and humidity are the basic requirements mean the iguana will survive but it does not mean the iguana will thrive.

To ensure the iguana's health, the habitat should have the following four accessories: substrates, basking and climbing accessories, food and water dishes and places to hide. What do all these mean?

- Substrates

The surface of the iguana's habitat is composed of substrates. You need to remember that iguanas will continuously flick their tongues. Why do iguanas do this if they can see?

By flicking their tongue, it gives the iguana information about their immediate environment. As such, do not use wood chips, sand or gravel since wood chips can cause a choking hazard and the sand or gravel are overly dangerous if they are ingested by your iguana.

Are you wondering then what you should choose if anything at all. Should you choose to use a substrate, you can try using newspapers where some offer a non-toxic ink. Any kind of paper that is not toxic to animals can be used. Indoor and outdoor carpeting can be used as a substrate for the iguana's habitat.

- Basking and Climbing Accessories

Iguanas spend more of their time in trees so placing some kind of climbing material in your iguana's environment could make them feel more at home as if they were in the wild. This leads to them leaning on your more for their needs.

How To Take Great Care Of Your Pet Iguana

Shelves from a old bookshelf or shelf that is not going to be used from a computer desk can be an acceptable substitution for tree branches. Regular branches may not always hold your iguana.

Understand if you do include branches in the habitat, provide enough of them and some that are big enough for the iguana to lay on during their resting times. One of the ways you can do this is to place carpeting on the branches. These will also serve as a basking place for your iguana.

- Food and Water Dishes

Like any other animals, iguanas need to have food and water. Even though iguanas don't need to drink often, it is still vital for them to have fresh water on a daily basis.

Get a water dish that is the right size for your pet because they love to lay in it. It should be one that won't easily tip over and it should be shallow for them not to drown in.

Iguanas are very meticulous about the water. After they are done soaking in it, iguanas will tend to poop in the water. This means as an iguana owner, you need to change the water often so it will need to be sanitized on a daily basis to avoid germs that can make your iguana sick.

- Hiding Places

Like many people, iguanas want to be left alone. This means they will hide so it is imperative to make a place in the habitat for a place for them to retreat. It could be a log or rock or anything of that sort.

Should you do these little things for your iguana, you can bet that your iguana's health will be maintained.

Health Is Also The Wealth Of Your Pet Iguana

To take care of an iguana and its health, it is not necessary to take it out on daily walks to the park or have it groomed at your local vet office. This might be something you would carry out for a dog or cat but certainly not an iguana.

To continue your iguana's healthy status, it is an issue of doing your homework before you get one. You must have a basic understanding of their needs. Plus with all the data available on iguanas, there should be no reason your pet cannot be getting bigger and vigorous.

Many people do not understand that taking care of an iguana is as difficult as taking care of other household pets. They are just as sensitive if their owners do not comprehend how to take care of the iguana.

For keeping iguanas healthy, there is not a real maintenance needed unlike other pets. To maintain their healthy status, using the basic necessities that may seem unimportant will be vital for them to stay fit and well.

Oddly enough, iguanas are like human beings when it comes to sleep and wake patterns. In the morning hours, they are wide awake while they need the night time to get to sleep. This should be used as a consideration when getting an iguana.

Nowadays, people can find a large number of shelters fitted for iguanas in pet stores. Pet stores have the equipment needed for your pet iguana. Cages now come with a light which can be used as a heat source. The heat is very important to the iguana's body temperature and how the iguana regulates it. Some owners even go as far as installing heaters and place temperatures monitors near or in their cage.

Some people choose to turn off the lights during the evening hours so their iguana can get some sleep. The only issue with this is the lack of additional warmth source that must be given to the iguana.

How To Take Great Care Of Your Pet Iguana

For people who wish to maintain their temperature monitors, timers can be installed so people are assured that everything regarding their iguana is kept in order. Remember though that iguanas thrive in the outdoor forest like temperatures. Before being taken captive, they live in this type of environment. It is vital to keep up with what they have been accustomed to so they do not find it uneasy to get used your environment.

Should you notice any signs of skin disease illnesses, first aid will be necessary so be ready to have some antiseptics or even iodine handy. If the iguana has an infection, there will be dark spots or possibly even scratches not initially present.

It should be noted that if these things get worse or not. Double check your pet to be sure it has not spread. Some illnesses are done by the environment the iguanas have been openly exposed to.

If it seems the problem continues, you need to talk to an iguana expert. These people can give advice about your pet and what could be wrong. They can come up with solutions to the problem.

If you love having an iguana to take care of, then it is important to maintain your iguana's health. Before getting this iguana, be sure you can take them to the vet and can pay for things they will need in order to stay healthy. Prepare yourself for all the endeavors that come with taking care of a pet including an iguana.

Tips On Proper Iguana Lizard Care

Did you know that some animals take an extra amount of time to be taken care of? One of these pets happens to be the reptilian iguana. They are aggressive by nature and need plenty of care, more than the usual pet animals people tend to keep such as cats or dogs.

When people get an iguana for the first time, they haven't properly researched the background on the reptile and do not know how to adequately care for them. The first thing to do before even getting an iguana is read about them. Learn what their habitats are, what they need and what they will or will not eat. Consulting a professional about the iguana is also a way to go.

Although they have good intentions but mainly want to make a sale, do not listen to the advice of pet shop owners. There are some who think they know about iguanas and really do not have a single clue how to take care of them.

With many books available, people can get a bit confused by what is out there either in books or online and have no clue which information is the correct one to follow. To double check the information you think is legit, make sure the rules are given an okay. Checking out sites that include myths and misconceptions in taking care of them can help a person realize what they should not do.

The best thing to do to make an iguana feel at ease in their new surroundings is not moving it from its small place first. This means letting the iguana find a small, away from everyone space. Watch the iguana for a few weeks, which you should then chart down any changes the animal will project.

Like most animals and even people, moving an iguana can be stressful on them. Do not worry if you cannot handle your iguana in the beginning. The taming process happens in the first few weeks of its life and it makes the iguana grow faster.

Finding a good veterinarian is essential in the animal's health and well-being. Be sure to wait until he has acclimated into his new surroundings then start taking him for a regular checkup.

How To Take Great Care Of Your Pet Iguana

Remember that iguanas are herbivores and are usually fed with a vegetable and fruit diet. They should be fed early in the morning when their digestion works better. Some books recommend giving them insects. However, it was found that the iguana needs its green and leafy herbs for a better diet.

Like any other pet, fresh food and water is essential in the reptile's being. You do not need to feed your animal three square meals a day so long as it is getting the nutrients it needs and is healthy.

An iguana's habitat must be cleaned at all times since this is where it will live most of the time. Be sure to buy a cage much longer than the size it is now. Your iguana will grow about four times bigger than when you first brought the animal home. Make sure to clean their cage on a regular basis to avoid hidden parasites that cause sickness and an odor in his or her habitat.

Remember that iguanas will take a chunk of change to deal with. This is not a simple task as is watching a cat or dog be a cat or dog. This can be extremely financial and even physical. Be ready to shell out the cash to take care of your new pet.

Things Taught To You By The Iguana Photos

Are you interested in learning about iguanas?

Would you like to learn about their reproduction, how they lay their eggs and how the hatching works? All very helpful particularly if you plan to adopt an iguana as a pet. With iguana photos, people can gain the knowledge and in turn gain some significant insights on how you will handle your iguana when you obtain it. Using photos, there are many things a person can learn to use through them. Using photos, it is a great way to prepare for your iguana.

Preparing an Iguana Nest

If you want an iguana, it is important to give them a place of peace and quiet to they can lay their eggs. These places can be made up of wooden boxes, pots or plastic containers that should be filled with dirt and soil and maybe even play sand. This is so the female iguana will nestle her eggs into them after she digs around.

Why's important to Monitor Female Iguanas laying Eggs

In some cases, some iguanas will not exorcise all her eggs from its reproductive organ. This being the case, it is imperative that an x-ray is given to be caught up on the female's current situation. Do not be at all shocked when iguana mothers choose to stand watch over their nests. This is basic motherly instinct. For each live being it is natural to be protective or even overprotective of one's offspring.

Iguana Eggs and their Incubation period

How does a person deal with the hatching of iguana eggs? It can be done and successfully but doing the incubation method. What does this take? For starters, get incubators, containers and media.

How To Take Great Care Of Your Pet Iguana

Containers can be bought from many stores and should be microwavable because this is a great size that fit inside an incubator. Of media. vermiculite should be used. It should be noted that a moisture content of media should be used.

What is the recommended moisture level? This would be 2 to 1 as it is not always necessitate water be used.. When there is way too much water introduced, the eggs could run into fungal problems. Should there be too little water, the eggs will collapse in on themselves. However, with the use of a thermometer, a set temperature can be recorded.

Incubators are common and can be bought from many stores. It is possible to get some additional tips from the person who sells your iguana to you on the incubation period.

Iguanas Usual Behavior

When it boils down to the iguana's behavior regarding the eggs, the females, prior to her laying them, can appear overly hyper for weeks lead up to the event. Their counterparts... the males... can act territorial.

How to Handle Hatchlings

The eggs, when they are ready, will hatch on their own time. You may see some cracks on the shells. When the first baby iguana hatches it will come out swiftly and will have no egg sack. Others will cut their shells and drift off. Later, the babies will poke their heads out and then go back to sleep.

After a few days, the babies will come out of their shells with egg sacks that eventually disappear...usually within a week or two. There are cases were the babies never hatch and if they do, they could be deformed.

As the babies begin to emerge from their shells, they should never be forced to come out or disturbed. When they are ready, they will come out. If they are bothered, the baby iguana could come out with big yolks but later it apart.

Iguanas - The Scaled Facts Behind The Reptile

Iguanas are a well known and are generally well-liked among the human population. However, unless you are a lizard lover or basically a iguana lover, there are some things you may not know about this interesting creatures. Listed below are five facts about iguanas that you may not know.

- **Iguanas are herbivores.** This means they do not eat meat but rather plants. Some sources cite that iguanas are omnivores. Yet, iguanas should not eat animal product because their metabolism is better adapted to absorbing the proteins of a plant. Animal proteins are too multifaceted for iguanas, it won't be used right. Basically, the proteins that animals have cannot be absorbed into the iguanas' bodies for nutrients.

What, then, happens to the proteins not absorbed? It turns into uric acid that is very dangerous for an iguana. When a build up for the uric acid happens in the iguana, it turns into a gout. Animal proteins can be very hard for iguana's digestive system to get rid of, putting pressure on the reptiles' kidneys. In turn, causing the reptile to have kidney complications. Feeding an iguana animal products will indeed shorten the lifespan of the iguana.

- **Iguanas Are Trainable.** For those who think iguanas would be nice to have but are pretty stupid, you might be surprised to learn that iguanas are just as smart as a dog or even a cat. An iguana can be taught to things like human beings. Some people have taught their pet to use the bathroom while others have trained their iguanas to do many tricks. If lost, some iguanas can find their way home.

This is just to show you that even reptiles can learn things, provided their trainers take the time to teach them. People often are too quick to judge other animals because they are lower than other animals.

- **Iguanas do grow.** Just because you bought your iguana's cage to fit him does not mean, he will always fit in that cage. Some iguanas have grown to six feet long. This is especially true if the iguana has a loving habitat and environment that will more than adequately let the iguana

How To Take Great Care Of Your Pet Iguana

grow. When debating the size of the iguana's cage, a person should always keep in mind how long the iguana can grow for and plan accordingly to avoid future issues.

- **Iguanas are arboreal.** What does this mean for its owner. Remember that iguanas in the wild spend a good chunk of time in trees. To stimulate growth of the iguana, an owner should stimulate its habitat as well. Place some type of climbing material in the iguana's home although you do not need to place "real" trees to create the official effect. Just something as simple as a post can let your iguana feel like they are back in the wild, perched on the tree.

- **Iguanas crave sunlight** - Like most things that grow, iguanas need sunlight too. Not only to have the light but to also absorb it. An iguana will utilize UVA and UVB light so they can absorb nutrients correctly. The UVB light will trigger a chemical reaction in the reptile's skin which will help make vitamin D3. What does D3 do? It processes the calcium within the bloodstream.

As you can see, care for an iguana is no easy feat. Yet, by learning more about them, you can assure your iguana will live a full and happy life.

Building An Iguana Enclosure

What do iguanas need to stay comfortable in a captive environment? They need a place that they can roam freely but they are content in a tall, roomy and secure enclosure.

The iguana lizard species is cold-blooded and need to have a high temperature daily to warm their bodies. Iguanas will place themselves in the sunlight to give them some warmth by using its light. So you should be able to provide an enclosure with those types of needs.

One way to do this... although it will take longer to refit it properly is an unused closet that is either empty or just full of boxes. Despite how long it would take, it could be done and done right and your iguana, if it could talk, would thank you for it.

So how can someone build the perfect iguana enclosure? Listed below are several possibilities that can be utilized. They are:

Closets that are secured are one option. The closet's size should be more than adequate as place for the lizard to linger. Although a closet depth of only two feet is narrow, it still works because of its height.

In saying this though, for the female iguana, the confined length is fine but for the male, there should be another place in the house that outdoor enclosure or a playing area within the house. When an iguana has interaction on a regular and daily basis, this builds those bonds of trust that iguanas need to have with their owners.

Should your iguana be living in an open cage but gets very little heat, the iguana could have trouble getting the most favorable temperature level, in turn, they could feel weak.

This is why a closet would work. Having a simple closet so your iguana can have its perfect controlled environment with the right temperature. The most troublesome part would be the removing the waste and getting water to and from the enclosure. Why would this be difficult to maintain. Closets do not come equipped with a sink or bathroom so making sure it is safe and clean can be a great challenge to owners.

How To Take Great Care Of Your Pet Iguana

Although too much space for them to hide in can lead to them escaping the heat. Making only the bottom two feet a space for them to hide works best because they tend to get jerky find places to hide along the bottom. This brings their chances of having hypothermia up.

Your enclosure should have a round closet bar and a top shelf. The bar could be used to hang a lighting fixture but it is possible it could be too low. It is your choice either way on to maximize a limited space for your iguana.

When deciding to use the closet as the iguana's place to live, remember that while the closet can hold in heat, it also prevents any air circulation. This is when you can put a screen door on the closet instead of a hard door that shuts or in conjunction with during those cold nights. Perhaps installing Plexiglas where the vent for air is in the wall just above the door.

These are some ideas that can turn an unused closet into welcome used space. Add whatever you may need to the iguana enclosure so long as your pet is comfortable. If it is properly outfitted, the longer your iguana will live.

What are the things iguanas need to survive? A proper enclosure, food, water, sunlight, love and attention. Pretty much the same for human beings.

Proper Iguana Care Tips

Many people have cats, dogs, even birds or fish as pets. We care for these members by doing things that are expected: feeding, bathing, watering, giving them attention and cleaning out their environment.

Yet, some people have snakes or even ferrets that must do the same things. Yet, there is another exotic animal that is being kept as a pet. This is the iguana. They are seen as wonderful and out of the ordinary pets for people have all ages. Most pet shops sell them for a reasonable price.

Like any pet an owner has, iguanas need care and attention too. Many people assume since iguanas stay in cages, they are rather easy to care for. This is simply untrue.

When you take on the responsibility of an iguana you have to consider the iguana's needs. Searching the Internet for tips along with photos makes the topic a bit more interesting and clear to readers.

There are five things to look at when debating whether to become an iguana owner or not. They are:

- Cage

Iguanas need a cage to call home unless you plan to let roam around the house freely. The cage should be big enough to house an iguana that will grow to six feet long. It should have an ample water supply as well as climbing material and a place to hide. Since iguanas love to climb, the cage should be twice the iguana's size. It would be best to get a bigger cage now to house the iguana as it grows along with its climbing gear.

- Food

The first thing an owner needs to understand is that iguanas are not carnivores but rather herbivores. This means they eat vegetables and fruit but not meat. Their diet can be contain

How To Take Great Care Of Your Pet Iguana

tofu, perhaps two times a week. Other food they can and will eat: lettuce, blackberries, blueberries, broccoli and even oranges.

Remember fresh water and fresh food are essential to an iguana's health and well-being just like any other pet and human being. Unclean water and spoiled food causes health problems for an iguana. This is why it is vital for you to choose the "right" food for your reptilian pet. It is a good thing to feed your pet in the morning since this is the time food is properly digested.

- Temperature

Your iguana is a lot like you. It likes to have reasonable temperatures to live with. They should have reasonable heating whether it is by a light or heat pad. Hot rocks are unnecessary for the iguana since these can kill or burn your lizard.

Your pet's cage temperature should be between 80 degrees and 92 degrees. If the iguana is not heating properly, this could lead to food indigestion.

- Lighting

Many people would not think so but lighting is essential in an iguana's well-being. While lap light is good, sunlight is vital to its health. If the lizard is deprived of sunlight or UV lighting, it can become ill. This disease is known as MBD or rather Metabolic Bone Disease.

Your iguana should be able to laze about in the sunlight while the cage is equipped with fluorescent lights that can be purchased at the pet store.

- Sanitation

Your iguana should be cleaned as well as its environment and habitat in the cage. They both need to be cleaned on a regular basis so the iguana will not get sick. Iguanas have been known to carry the Salmonella bacteria. To keep them and you safe, keep your iguana clean at all times.

An Overview Of Puerto Vallarta And Their Famous Iguanas

Are you thinking about going on vacation but don't really have a clue about where you would like to go? How about the island of Puerto Vallarta?

People who escape reality here find a world of safe haven and paradise. For one, Banderas Bay: a place fit for sunbathing, snorkeling and surfing. Should you love these types of activities; then this is the place for you. No need to be alarmed about where you could stay...Puerto Vallarta has inclusive condos and hotels everywhere you look.

Puerto Vallarta Nature

For those needing an escape in life, relax in nature. What is there to see? On this island, there are colorful butterflies, lots of tropical flora, egrets, pelicans, scissor tails, geckos and even the Puerto Vallarta iguanas. The island is covered with them.

Puerto Vallarta goes Hollywood

This island has also been featured in some Hollywood movies but the island took a front seat in the 1963 film "Night of the Iguana". This film may have brought many people to the island; perhaps it'll do the same for you.

Taking a bus tour will not be boring. How is that? On the bus with you will be entertainment of drumming, tooting flutes, "bus-kers", singing and strumming.

When you reach your final destination, get settled into a lap of luxury in the condos or hotels while the native Puerto Vallartans take care of your needs.

While you are there, take up some golfing, enjoy the bars, the galleries, take to the water and surf, go out just to listen to the music, have fun snorkeling or scuba diving, walk along the seashore, do some swimming, take a look at the island's proud iguanas and overall, just enjoy the beauty of this island's nature.

Puerto Vallarta Iguanas

The iguanas of this island thrive here because they are close to nature. The iguanas can be seen next to streams and rivers. Some people will notice them as they sit on the trees, soaking up the sun's rays on their bodies. They can get a glimpse of these iguanas while they are eating fruits, flowers, seeds and the leaves off bushes. If they feel threatened, they will dive in the water. It is a good thing these iguanas are fast runners and excellent swimmers.

Some of their habitats include the cacti, shrubs and burrows. It used to be the iguanas could be seen along the coastline but because people traveling bother the area, they have retreated back to the other side of Puerto Vallarta. Even though these do not mind these areas of habitats, they do miss the open beachfront where they can bask in the sun. Why do they do this? They stay in the sun to regulate the temperature of their body.

Puerto Vallarta Iguana's Defense

When the Puerto Vallarta iguana feels threatened or when they sense an attack is coming, they use their tails to strike. Not to mention they will bite or scratch an enemy. This is their way to defend themselves. Besides all this, they are rather harmless to humans.

Because of the destruction of the trees to make way for other things for tourist and natives alike, the natural habitat and the lives for these iguanas are in jeopardy. It is important that people of this island restore what was once an island habitat for these iguanas before they disappear.

On a side note - for those who visit this island and see the iguanas, most would love to own them as pets.

Red Iguana Facts

There are many kinds of lizards but the one considered the largest is the Iguana family. Although green iguanas are the most common, there are some with bright colorful skin that are identified as the red iguana.

A popular iguana from this family is the Red sided skink. They are multicolored terrestrial and part water lizards that are quite native to the habitats of South and Eastern Africa open forests and rocky steppes.

It is quite common to have these iguanas as pets. They can be purchased in some pet shops and are now being seen in the gardens and sometimes in houses.

How to take care of and feed Your Red Iguana

Just like taking care of a cat, dog, bird and other animal, there are five things that are necessary for the reptiles grow big and strong.

- Proper Housing for Iguanas

One place an iguana, especially the red iguana, can reside in is an aquarium with up to 30 gallons of water. Although their habitats can have different shapes, sizes and styles, they can be made of glass or wood.

To clean the housing of the iguana, placing newspaper at the base is best. Other welcomed ideas to use are linoleum and artificial grass.

Do not let their spaces get near soil, sand or bark as this could lead to an obstruction in your lizard should they eat them.

Provide your lizard with container of food and water which should be disinfected entirely and regularly cleaned. Add twigs, bark, limbs and rocks to the tank for climbing materials.

How To Take Great Care Of Your Pet Iguana

- Feeding Your Iguana

Did you know that Iguanas are not carnivores? They are, in fact, herbivores and need to be fed vegetables and fruit.

A big part of their diet needs to consist of green leafy vegetables including mustard greens, escarole, kale and spinach.

Offer them mixed vegetables such as green peppers, squash, frozen vegetables and green beans. Fruits are also good including bananas, mangoes and apples.

They should also have a scarce amount of protein.

They should, like other household pets, be fed everyday.

- Iguanas need for Water

Everyone knows water is the basic essential of life and iguanas are no different from the rest of the world. For this reason, they need to have it nearby. Typically, iguanas would get their water supply through plants they eat or lap it off wood. Placing them in the early morning environment can really stave off dehydration.

Iguanas who are given water dishes will train themselves to use them. For this reason, it is vital that these are cleaned on an every other day basis to keep the germs and bacteria at bay.

- Iguana and Grooming

Bathing is something your iguana should be used to. It is a way for the lizard to get water and get cleaned. It should be done using lukewarm water in a shallow container about three times a week. Keep in mind though that not all iguanas like water... some panic!

How To Take Great Care Of Your Pet Iguana

- How to Handle Iguanas

Iguanas need to be showed love and care and handle on a regular basis. At least be held two to three times a day, approximately 15 minutes each time. Gently stroke their back and neck. This gets them used to be handled and picked up.

Iguanas can be antagonistic so extreme caution should be taken when trying to handle your iguana.

Following the five points mentioned above, your red iguana can live a happy, long life. They should be taken great care of like a child would be.

The Place To Be: The Green Iguana Surf Camp

Want to be a part of something fun while doing some learning in the process? If you said yes, then the Green Iguana Surf Camp is meant just for you.

The Green Iguana Surf Camp has been around for some time now, teaching guests to be pleased by the surfing experience, not just ride the waves with no regard to the power they bring. It's the lifetime experience of keeping you well and good while you are on Costa Rican waters.

The Green Iguana Surf Camp can be found in the heart of Playa Dominical where waves are constant in Costa Rica. The camp tends to the one of the kind adventure idea for both the young and the young at heart. This can be good for the surfing fanatic to the typical vacation junkie or even the lifetime thrill seeker and even the weary traveler.

Camp Attractions

Imagine yourself at the beach with the ability to look out over the entire ocean. The Playa Dominical and the surrounding shorelines and reefs provide the perfect picture setting. The ones surrounding Playa Dominical area Playa Guapil, Playa Dominicalito, Playa Hermosa and Playa Ventanas.

There are many different kinds of waves to ride from the easy breakers to death defying odds, the places talked about above have no flat surfs. This is the reason that it makes a wonderful place for surfer wannabes to get started on their surfing skills.

For the more intermediate and advanced surfers, Papas Point is available to further their surfing abilities. For many native residents, this is often termed "The Point".

Despite the name, there are other activities that can be taken advantage of. A person wanting to explore can take in the sights of the beaches and the rainfall canopies. Tours are offered along with kayaking and rappelling. For those that just need a relaxing time, can sit back and watch

How To Take Great Care Of Your Pet Iguana

the sunset while laying in a hammock, outstretched. They can listen to the roar of the waves as they come crashing to shore.

Camp Lodgings

The Green Iguana Surf Camp offers two kinds of lodgings for its guests: beachside lodgings and rainforest lodgings.

- Diuwak (pronounced "Dee-you-wak") Resort is for those who wish to be next to the ocean. This resort lies 100 feet from the sea and is elegant, rustic and very comfortable. Diuwak has two packages to its rooms:

* Package A is a standard room with single or double beds, a private bathroom with a heater, telephone and with an electric fan or air conditioner.

* Package B is a deluxe room with all the amenities from the first package but it is bigger. It also has a television set and a mini refrigerator.

- Rainforest lodgings is, as the name states, in the forest. Those who choose to be here can be surrounded by a profound silence of only nature. Should you want to be taught how to surf in Costa Rica and do some self-reflection, then this lodging is the one you want.

Other Camp Features

For people who wish to do more than surf, there are tour guides who will show you the different beaches and surfing areas around the area. They will even take you to see the waterfalls. You can get surfing lessons by experienced teachers and lifeguards as well as getting a CD featuring photos from your surfing instruction. You'll get a Green Iguana shirt, a Reptile Park trip and transportation to and from the airport. This includes all meals and even a massage.

Does this sound like fun? Then you need to book your trip today!

Iguanas – What Are They?

Did you know that iguanas were a relative of lizards? These creatures are among exotic animals people tend to make as their pets in modern day society. Due to this trend, many pet shops are selling iguanas at a relatively low price. Those being sold are typically young in age. What is the reason for people's interests? They find iguanas as a cute animal so they get excited and what to take them home as pets. However, these reptiles do grow bigger and have the tendency to get aggressive.

While iguanas can make a wonderful pet; people should never forget they like other pets, they need proper food and care. It is necessary to learn how the iguana and their habitat works in order to give them the proper care they need to grow.

So what is an iguana? How are they similar to lizards? What are the iguana's characteristics and are they harmful? Remember that iguanas are similar to lizards and they belong in the same family but to be more specific about them they belong in the family Iguanidae.

Iguanas are seen as invasive creatures that can be found on the shores of Gasparilla Island and along the gulf of Florida coastline. They can be seen attics of houses and along the beach. However, they thrive better while they are in the desert and rain forests as a wild animal.

There are many iguana species. They vary because of their environment in which they settle. Some live on dry lands while some grow better in the rain forests. Some iguanas can even be seen in the sea. Those are called marine iguanas. They are green iguanas which are commonly found in Mexico and the South American countries especially Brazil. They are classified into four different but major names: marine aguana, green iguana, blue iguana and lesser Antillean iguana. As for eating, iguanas are well known for being herbivores, which means they eat leaves, fruits and plant parts.

Like other animals, how they look and behave vary. Basically, how a male and female look and act are different from one another. When a male feels territorial, it will fight hard with other male iguanas even if they may not win the battle. This is due to being supreme iguana over the area. Sometimes male iguanas will seek out other male iguanas to wage war. Like human beings, the

How To Take Great Care Of Your Pet Iguana

iguana has an ego and it mainly says they need to be the most powerful in a certain territory. They will wage wars and mate with the female iguanas.

Other Interesting Iguana Facts

Iguanas have the tendency to be arboreal. What does this mean? It boils down to dwelling in trees. It is very natural for them to stay in trees as well as climb on things. They can lay eggs, which may or may not make it due to predators and iguanas can live up to 30 or so years.

Should you really want to keep an iguana as a pet, there are things to take into consideration when caring for them. The iguana's cage should be cleaned out on a regular basis and be very big to let the iguana grow.

The iguana will need proper lighting, a good supply of heat and last, but not least, water. They will need to be fed daily and properly be fed to keep them in wonderful physical shape. An iguana should see a vet for a yearly checkup. Once all these things have been contemplated and they are understood, then perhaps you are ready for an iguana as a pet.

Acquiring Iguana Tattoo

Considerations to be made prior to Acquiring an Iguana Tattoo

When you begin contemplating acquiring an iguana tattoo, the consequences of this action should be deliberated upon. Factors to be considered prior to getting an iguana tattoo may include some of the following:

Meaning

Lizard tattoos, which include iguana tattoos, are a symbol of the search for light by the human soul. Other symbolisms are also associated with the iguana tattoo. Prior to getting this tattoo, its corresponding meaning should be well known to you. One should search for a tattoo whose meaning has some relevance to you.

Iguana tattoos, like any other permanent tattoos, are painful to get and equally painful to remove. One should make the pain endured in getting a tattoo meaningful and it should symbolize a significant thing or occurrence in one's individual life. It should be noted that one's interpretation of the meaning of the tattoo may differ from the general interpretation. However, personal interpretation is the one with greater significance.

Individuality

A few people might be unable to find interpretations of iguana tattoos which have a significant meaning to them. They nonetheless get the iguana tattoo because the creature is of some relevance to them. Whether or not one has traits similar to iguanas does not mean that one likes or dislikes them.

A fair amount of research needs to be carried out before one can conclude that the creature possesses traits similar to you. Iguanas are survivors due to the fact that they are up and about when other animals have already withdrawn. They are thus a symbol of survivors and one can get an iguana tattoo if one believes he/she is a survivor.

How To Take Great Care Of Your Pet Iguana

Appeal

Some people are fascinated by this creature and get tattoos due to this factor. Others who get iguana tattoos are either owners of iguanas which they keep as pets or those individuals who eventually wish to have them. To some people, the iguana is their favorite animal. This opinion is individual to them and very subjective as people have different reasons for liking different animals. These people have a clear attraction to this animal.

Art

After deliberating on individual grounds for getting an iguana tattoo, the final design needs to be decided upon. One can choose a simple design that wouldn't cause lots of pain or an elaborate design which may have a variety of colors. The latter would astonish everyone who sees it but would cause a great deal of pain when getting it.

Tattoo designs are available on the internet and they can be downloaded and duplicated by tattoo artists in your location. The exact location of the tattoo needs to be determined beforehand. A place that would not put your health in jeopardy and still enhance the beauty of the tattoo should be considered. It is advisable to get different recommendations as to where it should be prior to having the design tattooed.

Positioning

The position it is placed on is of great importance. Some people consider placing the tattoo in places where the contraction of muscles would give the illusion that the creature is moving. This motion would make the tattoo seem lifelike. Teenagers often place their tattoos in concealed places to avoid trouble from their parents or other people who might cause trouble for them should they see the tattoo.

Basic facts About Iguanas

Traditionally, the dog has been mans best friend but a new creature has emerged to take this position. The iguana has replaced the dog as man's best friend.

There have been several stories concerning people who treat cats, fishes, dogs or even birds as their best friend. However, many people steer clear of huge reptiles like lizards and snakes. Unlike ordinary pets, iguanas are challenging to keep but will give a great deal of satisfaction to those willing to try and keep them.

There are a number of reasons for keeping a pet iguana. Some of these include the following:

A. Iguanas are herbivorous

Their diet consists of flowers, fruit, seeds and leaves. One doesn't have to visit the pet shop to purchase food for an iguana. Greens can simply be picked from the garden or purchased fresh from a grocery. This is simple and cheaper than feeding most other pets.

As an owner of other pets, pet food is purchased from the pet store. This may be limited to dog food for dogs or cat meal for cats, however other pets may require varying diets consisting of mice, cockroaches, worms or crickets.

B. Iguanas take a liking to their owners

Interaction between pet owners and their iguanas is simpler than with other pets like snakes and lizards. As an indication that they grow fond of their owners, some iguanas have been known to sleep next to their owners. They may also become calm upon being held but would act aggressively towards strangers, whom they may even bite. Some owners even get away with dressing their iguanas in various outfits.

C. Iguanas have a long life span

The life span of an iguana tends to 20 years however some have been known to live for up to twenty nine years of age. A pet with a long life span is a great pet as a significant amount of emotion is going to be invested in it besides the expense of veterinary services, medicine and food.

D. Absence of Fur or Hair

Few people are allergic to iguanas as they lack fur or hair. Patients with asthma don't have to worry about a pet iguana as they are clean and don't harbor particles that could trigger the onset of an asthma attack.

E. Education

A lot can be learnt by children simply by caring for iguanas. Knowledge of animal husbandry, temperature, diet, rainforests etcetera will be imparted upon them as they take care of the iguana. A study of prehistoric animals such as dinosaurs can be introduced to children as lizards are their distant relatives. Furthermore, they are a good theme for classroom presentations, as well as good research subjects.

F. Physical Appeal

The iguana is a beautiful creature to observe. Its tail is longer than its body and is sometimes used when defending itself from predators. It has a large round body. It interacts with others by whipping its powerful tail and bobbing its head. Furthermore, it has a sharp sense of smell, good hearing and an acute vision. It is also quick on its long feet. Its length when fully grown can range between ten and fifteen inches.

It is evident that there are many reasons for one to own an iguana. Don't hesitate to purchase one from your pet shop now.

Cantina Iguana

The best pet shops in various locations across the United States indicate that iguanas are the most often bought pets and therefore constitute the best known reptiles. Its hardiness allows it to grow in several different climates and its length could vary between four and six feet while its weight falls between ten and fifteen pounds. A captured iguana cantina can live for between twelve and fifteen years and if very well maintained, they may reach the ripe old age of twenty years. Given the iguanas origin in hot and humid environments, it can be deduced that their activity is at its peak during daytime hours. They employ various defense systems when threatened or in danger. These include their jaws, nails and their strong tails.

Iguanas tend to be always trying to conceal themselves from their natural enemies when in their natural dwelling. Their strong sense of smell, hearing coupled with their acute vision allows them to easily detect any predators within their vicinity. Several iguanas are bought on impulse by many of today's teenagers and youth without taking into account information concerning the appropriate care that should be given them. A fundamental knowledge of the basics regarding the care of iguanas should be taken into account by everyone.

Matters Relating to the Iguana's Indoor Habitat

An iguana cantina can dwell indoors in an aquarium filled with water. The aquarium can contain between thirty and fifty gallons of water. This aquarium size can house a young iguana. A well nourished iguana shows a great deal of growth in only a few months. The size of the aquarium should thus be adjusted accordingly. Alternatively, a large aquarium to begin with prevents the need to adjust it at a later date. Aquarium pens are often constructed using simple glass, Plexiglas or simple wood. They also come in various designs. The floor can be covered with newspaper which is easily available as well as cheap. Alternatively, one can use mulch, indoor carpeting as well as outdoor carpets, artificial grass and even linoleum. Sand, soil and bark are materials that one should steer clear of as pest and insects flourish in them. These creatures can harm the iguana residing in that enclosure. Cleaning and disinfection of the iguanas enclosure should be done twice every week. As the iguana likes climbing, the enclosure should contain branches, pieces of rock, drift woods and branches to allow it to do this.

Provision of Water for the enclosure

Supplying the iguana cantina with water should be taken into account as they need to regularly drink water. A substantial amount of the water they consume is derived from the various plants that they eat. They particularly enjoy drinking water from leaves or woods of plant matter inside their enclosures. Additionally, iguanas take in water when they take baths and this has the advantage of training the creature to become more familiar with water. Lukewarm water should be used when bathing the iguana.

Natural Sunlight

Natural sunlight cannot be substituted or even be compared with any other light source. The health of an Iguana Cantina can be increased by occasional exposure to sunlight. This should amount to between five and ten hours every week. Should the pet owner wish to place the iguana's cage outdoors, it should be ensured that sources of danger such as dogs, cats or any other predators don't harm it.

Different Types Of Iguanas

Iguanas come from the lizard family iguanidae. There are several Types of Iguanas although they possess similar characteristics. Their eyelids, long tails and their four long-winded legs are some of their most distinguishable characteristics. Iguanas are cold blooded just like other reptiles and their life span extends to 20 years.

Locations such as Central America, Southern America, Mexico, Hawaii, the Lesser Antilles Islands and Parts of Northern America like Florida and California are natural habitats for the iguana.

Most species of iguana live on trees and hence are arboreal although some species can be found in rocky areas and deserts. Marine iguanas are those that reside in seaside locations near caves.

The Iguanidae family of reptiles has eight types under it. These include: Genus Brachylophus, Genus Amblyrhincus, Genus Sauromalus, Genus Cyrclura, Genus Ctenosauria, Genus Conolophus and Genus Dipsosaurus.

The rock iguana or binomially, The Genus Cyrclura, is found in several locations in the Caribbean islands. This particular species is hardly traded or sold since they are an endangered species and are hence protected. They are mostly bred in captivity. This is one of the Types of Iguanas commonly kept as a pet.

The Genus Amblyrhincus or more commonly, the Galapagos Marine Iguana or simply the marine iguanas or, is particularly difficult to confine due to its diet. It feeds on the marine algae, an organism whose commercial production is nearly impossible.

The marine iguana's closest relative is the Genus Conolophus. It is more commonly known as the Galapagos Land Iguana. Cactus and plants are its diet of choice.

The Genus Amblyrhincus or more commonly, the spiny tailed iguanas are indigenous to regions of Central America and Mexico. Their length only spans five inches to thirty five inches

How To Take Great Care Of Your Pet Iguana

and hence are relatively smaller when measured up to other species of iguana. A distinguishing feature of this iguana lies in the huge scales present on its tail. Their diet consists of small insects and fruits and flowers. They are thus categorized as omnivores.

The South American desert iguanas or Genus *Dipsosaurus* are characterized by their full-bodied nature as well as an elevated apex and a back covered by expanded scales. The color of their bellies varies between shades of white and cream and is covered with white dots. Furthermore, its tail is covered in stripes. When grown, their body length is up to fifteen inches and its tail is double the length of the body.

The Chuckwalla, or Genus *Sauromalus*, is an iguana indigenous to Mexico and the United States. It is strictly a vegetarian and is thus classified as an herbivore. Its diet consists of leaves, fruits and flowers. Furthermore, they have fat bodies and their skin drape loosely over them. They are fond of heat and rarely move until the temperature is a hundred degrees Fahrenheit.

Extra heat is dissipated by changing color so as to reflect solar rays or they make seek shelter in the shade. They seldom move about and thus make for a good pet to be reared in captivity.

The Fijian banded Iguana or the Genus *Brachylophus* is indigenous to Tonga Island and Fiji Island.

Some Types of Iguanas have entered the list of endangered species. The unlawful possession of any species of iguana is a punishable offence. The registration of your pet iguana is nowadays a requisite for keeping them. Finally, consult a trusted veterinary for tips and information for the care and upkeep of an iguana prior to keeping them as a pet.

Iguana Facts

There are several iguana facts unknown to many people. A few will be illustrated here. This reptile is commonly found in forests in tropical and subtropical regions, along seashores and even in deserts. Various kinds of iguanas are found in locations such as South America, Canada, the Galapagos Island, Madagascar, the Caribbean Islands, and Central America off the East African coast and Fiji.

An additional iguana fact is that iguanas constitute the largest section of the lizard family. It is by far the most common and popular reptile. Their characteristics such as laying eggs are common to reptiles. Furthermore, their cold-blooded nature allows them to easily adapt to their environments.

The different types of iguana species vary greatly in characteristics. They differ in size, behavior and even color. However, they are an endangered species in the wild. The green iguana and red iguana are the more familiar of the iguanas and are also still present in very large numbers. However, the *Brachylophus vitiensis* and the Fiji Island iguana are becoming endangered species.

It is hard to discern different species of iguana as being from the same family due to large differences in physical appearance as well as behavior. Their colors vary from bright to muted shades. The different habitats in which iguanas can be found give each species a different adaptation.

Pet Iguanas

Americans believe the extinction of the iguana species can be prevented by keeping them as pets domestically. Furthermore, the correct handling and care of iguanas is fundamental knowledge. This includes knowledge of their eating habits, their habitat and other information relating to their upkeep.

Iguanas are herbivorous creatures and their diet constitutes fruits, flower buds and young leaves. The rare mealworm, crickets and the wax worm provide occasional treats for the iguana.

How To Take Great Care Of Your Pet Iguana

Dark and leafy greens as well as various fruits are the iguana's staple food in some locations in America.

The growth of iguanas is relatively fast. An iguana can multiply its length by five from the time it hatches and grow up to one hundred times heavier, in a period of two years.

It is therefore fundamentally important that a pet iguana receives sufficient food and water as well as being housed in an appropriate enclosure that is well heated. Slow growth rates are often the result of improper diet and housing and inadequate exposure to sunlight. Furthermore, this results in weaker bones thereby exposing them to severe bone fractures and disease.

How to Determine the Iguana's Gender

A characteristic of male iguanas is the presence of huge pockets of fat present on the back of their heads. Their jaws are large and heavy and they possess larger femoral pores under their thighs. Additionally, the heads of females are smaller and less blocky than that of females. Furthermore, females lack the large pockets of fat and heavy jaws. Moreover, the femoral pores are tiny. These iguana facts can help distinguish the male from the females.

Courtship behaviors such as the erection of the spines present on its back as well as head bobbing are unique to the male. The male iguana is usually aggressive during courtship, a huge difference from their mild and shy nature during other times. They tend to flee when approached. This iguana fact should help a pet owner interact with them.

Many female iguanas tend to dig a hole in an area that receives plenty of sunlight and lays their eggs there. They then cover the eggs and leave them alone. The eggs incubate due to the warm temperatures. All eggs present in the nest hatch simultaneously. Conversely, some of the dangers iguanas undergo vary from loss of their habitat to captivity by man for consumption. The survival of the iguana can be aided by taking measures such as educating people who live in iguana habitats, imposing limitations on hunting and the breeding of iguanas in zoos. These are just some of the interesting and more common Iguana Facts.

Rhinoceros Iguana

The rhinoceros iguana is more commonly referred to as *Cyclura cornuta* which is its binomial name. An iguana closely related to the rhinoceros iguana is the Galapagos marine iguana. It is most commonly found in North America and it generally occupies dry tropical forests mainly those in the Hispaniola Island and in the Caribbean Sea. An iguana deemed to be extinct has been sighted on Navassa Island. This particular iguana is related to the rhinoceros iguana.

Some Important facts about the rhinoceros iguana

1. Physical Attributes

This iguana is known for its great power. It is quite robust and has a body covered with a rigid row of spines. The long length of its legs allows it to walk without its body touching the ground. Its color is grey-brown. An adult male rhinoceros iguana can weigh up to ten kilograms and have a length of up to fifty-six centimeters.

Epidermal scales on the skin of the rhinoceros iguana give it a rough texture. Enlarged scales on the head of some of them resemble horns and hence the root of the word rhino in its name. The male possess much bigger horns than females and are also correspondingly larger in body size. This feature can also be used to help distinguish the male from the female.

2. Lifestyle and Diet of the Rhinoceros Iguana

Iguanas are primarily herbivores. Their diet mainly consists of fruits, flowers, leaves and seeds although this diet may vary based on the current season. They may from time to time consume insects, land crabs and even carrion. Small animals and insects are often eaten by young iguanas. The rhinoceros iguana will defend a specific bush it has deemed its food source from other iguanas. This particular habit indicates the territorial nature of this iguana.

Eating and basking under sunlight are the two main activities that take up most of the iguana's time. The iguanas then withdraw into their caves, burrows or hollow trunks during the night. The

How To Take Great Care Of Your Pet Iguana

role of defenders of territories is taken up by the male rhinoceros iguana. It is commonly found on top of large rocks and tall trees on which they sunbathe. The male rhinoceros iguana is very territorial and is aggressive towards other male iguanas. The head-bob is a signal used by the rhinoceros iguanas to communicate between them.

4. Reproduction among the Rhinoceros Iguana

The rhinoceros iguana mates during spring in the later part of May. This is also prior to the commencement of the rainy season. The females lay up to 34 eggs and thus build tunnels approximately one meter in length for them. Egg laying typically occurs at an earlier period. Hatching of eggs begins after an interval of up to six months. The hatchlings are thought of as tree-dwellers although they often follow their parents. Their life span could reach up to thirty years, but they more commonly die after twenty odd years. However, their stage of maturity is evident after only three years.

In a similar way to other iguanas, a rhinoceros iguana will use sunlight to regulate the temperatures of its body. In earlier days, the rhinoceros iguana was a source food for man. In contrast, it is kept as a pet these days by many people and is rarely hunted or bred for consumption purposes.

Desert Iguanas

Desert iguanas, also known by its binomial name, *Dipsosaurus Dorsalis*, is a lizard that inhabits arid areas and deserts.

Physical description

The length of an adult iguana varies between 10 and 16 inches. A distinguishing feature is its long tail which is longer than the iguana's body. Its body is round and large and is often referred to as blunt headed. The desert iguana's color is easily distinguished. The desert iguana's head is brown in color. A pattern of reddish brown emerges thereafter on the iguana's body and resembles a net. Furthermore, the iguana's trunk and neck have gray spots. Additionally, their tails, which are either white or gray, are covered in dark spots. The back is covered in dorsal scales that run down the center.

Habitat of Choice

The desert is home to the desert iguana, as can be inferred from its name. In the United States, the Mojave and Sonoran deserts in the southwest are locations where desert iguanas are commonly found. They can also be found on a few islands on the Gulf of California and in Northwest Mexico. The desert iguana also dwells in deciduous forests and some arid subtropical areas in the Southern areas of its habitat. The creosote bush is of particular importance to the desert iguana since it uses this plant for both food and shelter. It is thus commonly found near where these bushes grow. Lairs abandoned by kangaroo rats also provide shelter to the desert iguanas. The desert iguana is a tough creature and may be found to still be active when it is hot despite retreat by other lizards. The ground around creosote bushes is a common burrowing site for the iguana.

Diet

The desert iguana eats plants and can thus be classified as a herbivorous animal. They feed on the various annual or perennial plants that can be found in their habitats. The leaves, buds and fruits of these plants provide its meals. They have a bias towards the creosote plant as they are attracted to this particular plants yellow flower.

How To Take Great Care Of Your Pet Iguana

Habits

In a bid to find lower temperatures, the desert iguana usually climbs bushes. This however, is only if the temperature is very high as they are very hardy and are often active during high temperatures. It is a very fast animal and when it needs to move fast, it moves forward by pushing itself forward with its rear legs whilst folding its front legs. They may be spotted crossing a road right before an approaching car.

Predators

The desert iguana is comparable to other animals as it has its own natural enemies. Iguana eggs are eaten by many animals. Several birds of prey hunt the iguana and as such are some of its natural enemies. Other common predators of the iguana include foxes and other small animals such as rats, weasels and snakes. Man has also emerged as one of the iguanas' natural enemies. Vehicles driven carelessly by human beings lead to the death of this animal and thereafter the latter are referred to as road kill.

It is obvious that there is a lot of information that man needs to know about desert iguanas. There is a lot more to this medium sized lizards and these information will help you stop seeing them as merely unintelligent and stupid creatures. Learning about these creatures will enable you enjoy their magnificence.

Iguanas Pictures

Pictures of Iguanas are taken for aesthetic purposes as well as to provide guidance on the proper care of iguanas.

Taming a new pet iguana

Iguanas are members of the lizard family. Most reptiles are cold-blooded and the iguana is not an exception. Its body temperature is determined by the temperature of its surrounding environment be it water or air. This particular feature makes them very adaptable to several different environmental conditions.

Some distinctive characteristics of the iguana include its large mouth, long and powerful tail, saw-toothed dental arrangement and its four long legs. Its color varies from shades of yellow to green. Pictures of iguanas showing their different features are available on the internet. There are several behavioral and size differences amongst the various species. When held in captivity, the life span of an iguana is between fifteen and twenty years.

Iguanas have specific adaptation to their different dwellings. For instance the marine iguanas are expert at swimming. The rainforest is home to the green iguanas and allows it to conceal itself from predators by blending in with the leaves. The desert iguana is able to survive in harsh desert climates.

Iguanas are available for purchase from various pet shops. This has increased the demand for pet iguanas. Since iguanas are wild animals, it is especially hard to tame them unlike the dog and cat which is domesticated. Owning them is therefore not an easy task as they still have behaviors and instincts native to wildlife. This still remains true after years are spent in captivity.

The comfort of iguanas should be considered when handling them. They can be aggressive and are very territorial animals. One needs a great deal of patience when attempting to tame them. Daily handling of the iguanas is highly recommended. One should bring their hands to the iguana's eye level and slowly approach them. Avoid any jerky movements. Additionally, your hand should not come down from an elevated position. This will lead the iguana to believe you are an enemy. Their wilderness instincts will come into play if that happens and they will either

How To Take Great Care Of Your Pet Iguana

flee or defend themselves. Pictures of iguanas illustrating how to handle pet them are available. Whispering or even talking while approaching them helps. Daily handling of the iguana slowly tames it. Reading their body movements or interpreting their body language such as tail whipping or head bobbing will allow you to interact better with your pet.

The iguana's diet has always been a topic generating lots of debate. Since they are primarily herbivorous, their diet consists of flowers, fruits and leaves. Incorrect diets can lead to ill health or even death. Although iguanas are vegetarian, some books claim that they can feed on some animal based meals. A diet with lots of variety is highly recommended.

The saw toothed feature of iguanas allows them to tear and rip food rather than having to chew it. Food should be cleaned and well chopped before being given to them. A wide range of fresh food rich in minerals such as phosphorus and calcium will enable the iguana to develop strong and healthy bones. Furthermore, the iguana should always be provided with an adequate amount of clean drinking water. It is important to feed them on a daily basis. This can consist of two green leaves.

The iguana's appetite as well as its size is the determining factors when considering the volume of food to be given. It is advisable to supply them with enough food for a day and leave some amount for the night. There is good food available for purchase that one can give their pet iguanas.

Studying additional material on proper training, correct feeding and handling procedures as well as taming them will aid you in keeping them successfully for a long period of time. The material studied will often have Pictures of Iguanas.

Iguana Nests

Several controversies have arisen due to the propagation of iguanas in captivity. The demand for iguanas is said to be thereby reduced by this activity. However, they are nevertheless being imported from Central American and South America which house several iguana farms. Iguana nests should be provided to the iguanas by their owners. This factor facilitates the breeding of the iguanas. However, many pet owners have discovered the smart side of this issue. The iguana nests are a money making venture for the pet owners. Baby iguanas are sold while the adults keep reproducing. These iguanas are today sold at very low prices thereby creating the notion that iguanas as pets are disposable.

Having Iguana nests and their subsequent breeding comes with their respective advantages and disadvantages. Firstly, breeding iguanas is an enjoyable experience. The mother iguana searches for a suitable place onto which it will lay its eggs. This requires ingenuity from it since such locations are not as readily available and adequate as those it would find in the wild. It then waits for them to hatch. The mother iguana will settle its young ones within the artificial or natural nests. A larger amount of space is required to keep them as the iguana keeps multiplying. This constitutes a disadvantage to breeding by pet owners. Controlling and maneuvering them is difficult if there are a large number. Only the ones that receive adequate nutrition and care are healthy and survive. The others are malnourished and they become unhealthy and prone to disease.

Preparation of a Nest for the Iguana

To ensure the seamless process of breeding, iguanas of different sex should be placed together in a nest. This should be particularly ensured during the season for breeding. Grouping them according to size and ratio should be carried out. Each male should have one or more females in a nest. Female iguanas are typically larger than male ones so as to prevent the death of the male while mating.

Different materials can be used for constructing the iguana nests. For instance, potting soil can be used. It allows for the burying of the mothers eggs. Alternatively, a mix of potting soil and play sand, or even pure play sand makes it much simpler to dig and bury eggs. This reduces

How To Take Great Care Of Your Pet Iguana

the mothers work and facilitates the construction of a good hole. The nest must also be safe for the iguanas to dwell in. They should not be prone to suffer from cuts, scratches, abrasions or other wounds.

The nest should be capable of holding up to two hundred pounds of soil. This soil will be placed in the nest. A tray planter can be placed in the nest however with one side cut off. This will create a tunnel in which the iguana can play in. A plastic ash tray or a wooden box offers a cheaper alternative. The reptiles should however not be prone to injury due to this structures and their safety is very important.

The laying of the eggs should be monitored. Occasionally, some eggs are not laid by the mother. This usually results in problems for the female iguana. The female iguanas should not be interrupted when protecting their nests. This is merely the mother's instinct.

Additionally, iguana nests should be kept clean to avoid the breeding of harmful organisms. These can infect the iguana with disease and cause them to fall ill. Death may be an eventual result of this.

Taking Care of a Green Iguana

The green iguana or the “Iguana Iguana” is the species of iguana that people refer to when they speak of getting a pet iguana. The green iguana is also the most common among the iguana family.

In recent years, it has become very popular among owners of pets in various locations such as Europe and the United States. It is found natively in Central America as well as in South America.

Its bright green color greatly helps it hide itself in the green forest vegetation and thus avoiding detection by its natural enemies. Its acute vision and rapid movements make it particularly hard to capture. Daytime is when the iguana is most active. The iguanas color changes from a bright green when young to a muted green as it ages.

A day in the life of an iguana consists of feeding, searching for sun bathed spots to lie upon and occasionally, evading predators.

However, this is different from the life of an iguana that is in captivity. Despite the absence of predators, an iguana needs to be taken care of well by its owner. Taking care of this popular pet is not an easy task.

When taking care of this animal, some of the following should be considered:

A. The iguana should be placed in an enclosed space, preferably a large one.

The length of an adult iguana could reach seven feet. Therefore, the iguana’s enclosure should be the owner’s main concern.

An iguana that is confined in a small space will become stressed and be restless. This often leads to sickness and may make the iguana vulnerable to diseases. This fact may not seem obvious as the iguana may seem at ease with a small enclosure, though this should not mislead you.

How To Take Great Care Of Your Pet Iguana

The length of the enclosure should be much longer than the length of the iguana either in width or in depth. Additionally, its height should be approximately twice its height or more as the iguana needs to climb and move about. The iguana should receive the freedom to roam inside the house after a while if the owner can ensure it won't escape or eat important things.

B. the Pet's enclosure should contain either synthetic structures or large branches.

The presence of these large branches, synthetic or real, will increase the visual appeal of the enclosure while also making it an improved dwelling for the iguana. The iguana's psychological growth as well as its emotional one depends on two activities that it undertakes, these being basking and climbing. The large branches allow it to carry out these two activities.

Mulch may be used for the flooring of the interior of the pen. This is due to mulch's composition which helps it prevent erosion of the earth, retain moisture and stop the growth of weeds. Alternatively newspaper sheets may be used for the floor.

C. The pen should be fitted with a high-quality device for heating.

An iguana that doesn't receive adequate heat is unable to properly digest its food. Therefore, the installation of a heating device should not be overlooked.

UV light should be provided for the iguana. The temperature of the enclosure should not fall below 26°C. Additionally, a temperature reaching 36°C should be found in one part of the enclosure. This may be achieved by using a spotlight.

D. Darkness is as important as heating and lighting.

The iguana's health is also dependant on it receiving darkness for at least six to ten hours every night. Shielding the enclosure from lights from appliances as well as street lights should be done at night.

E. Your pet iguana needs attention.

Owners should give their pet animal's sufficient attention and care. The green iguana should receive care and love in a similar manner to that given to dogs and cats. Failure to give the iguana enough attention could result in the pet growing restless, ill and ultimately in its death.

The aforementioned tips are only some of the many that need consideration. However, a dependable veterinary doctor should be consulted for comprehensive tips and advice as this will ensure the long and healthy life of your green iguana.

Baby Iguanas

Taking care if baby iguanas is like taking care of other baby pet animals like puppies, kittens or chicks. And like humans too, the baby stage is an important period where you nurture them with right and positive inputs from food intake to physical touch. This will help form their character, as they get older.

The iguanas may not be as sensitive and delicate as compared to taking care of mammal babies, but certain points should be learned and applied very carefully. Too much or tool less of anything may be unhealthy for them. It pays to understand these points and make sure they are followed by everyone who helps in babysitting the pet.

Physical Characteristics

Vision

Iguanas have great eyesight and can see far distances, shapes, colors and movements. It may be good environment for it to be covered with nature or colors and shapes emulating nature. Wall paintings with caricatures of birds and trees will be a treat. However, it is best if the cage could be placed within a covered garden with cool and controlled environment.

Auditory

Iguana's ears are called tympanum which are located behind the ears. Like their eyes, there auditory system is so sensitive. Loud noise and other irritating sounds must be avoided. Consider their natural habitat in the jungle. Their environment are just surrounded with the sound of whistling leaves swaying with the breeze, chirping birds and perhaps the sound of flowing waters. Provide them with quite and peaceful surroundings. Music may help but keep them to controlled volume and provide soft classic music as much as possible.

Important Pointers For Iguana Babysitters

1.0 Shelter

Make sure the cage has abundant ventilation from all sides but has cover for protection. Detachable outer coverings of light material may be handy at night to keep them warm.

Covered flooring is recommended to prevent insects from invading the cage. Another layer is recommended to bring warmth. Expensive option is to use carpet material, but some old newspapers may do and more convenient to replace during cleaning. Food and water may be set in a corner and make sure they are refilled as needed.

Since natural habitat of iguanas is on trees, provide branches inside the cage for your baby to cling on. This will provide for it the necessary movement and be able to exercise its muscles. The size of the cage must be big enough to contain many branches where the baby iguana could move around more freely.

2.0 Environment

Baby iguanas need the proper environment in terms of humidity and temperature. Required range must be within 20 to 30 degrees Celsius. Relative humidity is safe at 30% to 60%. During cold weather, it may be advisable to put its cage near a heating facility.

3.0 Feeding

Baby Iguanas love fruits and vegetables. Their diet should contain vitamin D, calcium and phosphorous. Cut large portions into small pieces for them to easily bite. Unlike other pets that can just eat anything from meat to canned foods, baby iguanas are more like plant eaters. They may become unhealthy if fed with improper foods or suffer with malnutrition and eventually starve to death.

Consulting the animal pediatrician

It is best to bring your baby iguana to the local veterinarian clinic regularly as what the doctor may require. This is necessary for check ups and consultation on the proper caring as the baby reptile grows.

How To Pet A Giant Green Iguana

The giant green iguana as its name implies describes that indeed it is a large reptile and ideal for pet lovers who love to take care of large animals. They grow to about the length of 5 to 6 feet on growth rate faster than human growth. It can reach maximum size in only about 4 to 5 years. Its life span can reach to about 12 to 15 years.

The cage for keeping giant green iguanas must be large enough to cover its size with allowance to provide freedom of movement. Ideal size must be twice its length in width and same length in height and width. Approximately this will be about 12 ft x 6 ft x 6 ft.

This large size also gives space for tree branches for the giant green iguanas to stay on and move about for the much needed muscle exercise and mood toning. As much as possible, the cage must contain the likeness of its natural habitat surroundings. Iguanas come from the jungles of tropical exotic forests which are rich in fresh air with no air or noise pollutants.

Iguanas are natural plant eaters but they are also omnivorous meaning they could eat plants and animals alike. They eat leaves, fruits and vegetables. If you put in a cricket inside its cage, it will go hunt for it. However care must be given not to give giant green iguanas with veggies that can be harmful to them like spinach, cauliflower and beets because they contain mild acids that are considered toxic for the lizard. Brussels sprouts are also not good for them because of possible salmonella contamination.

Fruits are also eaten by giant green iguanas. Banana is one of its favorites and its potassium content is important for their growth. Other nutrients that must be ensured for iguanas are vitamin d, phosphorous and calcium. Twice a week, the iguanas must be dispensed with vitamin and mineral supplements since being out in the wild, access to the natural source of such nutrients are not present.

It would be wise to consult regularly with your local veterinarian for advice and maintenance of a pet reptile. It could be a good practice, if your giant green iguana could be taught to ride in you car for the regular doctor visits.

How To Take Great Care Of Your Pet Iguana

During the mating season, male iguanas tend to become grumpy and aggressive. It would be wise to find a partner for him to get a release of his aggressiveness. During this season on the other hand, female iguanas may lay unfertilized eggs. During this stage, female iguanas are more sensitive and delicate. Care must be given to ensure them of a peaceful and quiet laying of her eggs.

When acquiring giant green iguanas from pet shops because a child requested for it. Pet owners must know what are to be expected including its size, life span, behavior, feeding habits and its desired surroundings. Otherwise the pet may end up unhappy and may die prematurely. The new pet owners must be willing to adapt to its needs as it grows.

From its growing stage, care must be given to them in terms of temperature, environmental state, food intake and supplemental foods and regular visits to its veterinarian.

How To Take Care Of The Iguanas In Captivity

Iguanas reflect a character of simplicity, patience, peace and endurance. They represent nature, the endangered species and its preservation. They are owned mostly by people who are advocates of nature, native arts and music about nature. They are owned by people whose personality is close to their characters. However, Iguanas are cool pets; they can be owned by any pet lovers young and old. However, to own them requires proper knowledge on their characteristics and how to take care of them.

The following are the important points that need attention

1) Feeding - During the early stage of their life, young Iguanas devour insects as their body need protein. Nevertheless, as they grow old, they require plant foods rich in calcium, phosphorous and potassium. By nature, iguanas are herbivores. They only eat insects as survival instinct when there is no food available in the wilds.

Protein is good for the young, but for adults, protein is not advisable because their digestive system will not be able to digest them properly. Being natural herbivores, their digestive track is designed only to process plants, fruits and vegetables. Since they poorly digest proteins, it could crystallize and damage its kidneys and gouts.

In fact there was comparative observation between iguanas fed with insects and iguanas fed with vegetables. Those fed with purely vegetables that reach faster growth and lives longer than those who eat insects.

2) Housing - Iguanas must be kept in cages or glass aquarium with ample space for them to move about and contain some branches for them to cling on and exercise their muscles. There must be proper ventilation. It must be always kept clean. Wild as they are, they could still contract infection if attacked by bacteria that thrives on dirt and filth.

3) Environment - The surroundings of the iguanas must reflect its natural habitat. In terms of smell, sound and temperature, the area must be free of pollutants from air and sound. Just imagine that their natural habitat are on top of the trees, with clean air and the ambiance of the

How To Take Great Care Of Your Pet Iguana

flowing water nearby, birds chirping and the cool air breezing unto the leaves. That should be adapted as much as possible if not total clean air and peaceful surroundings only. The temperature must be maintained at 25 to 35 deg C.

4) Light - Iguanas need sunlight but too much exposure is also harmful. They being cold blooded animals need to keep warm.

Artificial UVB and UVA light which are controlled automatically are available in the pet shops.

If one is serious in taking care an iguana, he must be very serous too in learning first on its characteristics and he must be prepared to address the necessary requirements to nurture the iguana, reach its full growth potential and remain healthy throughout its lifetime. It is just like being committed to a life that was adopted and it all depends on you to take care of it. Perhaps you need each other, so the man must do its role. He takes care; the iguana remains healthy, grows beautifully and become a symbol of success to its owner.

Health Care For Iguanas

If Iguanas are acquired for being a pet, the owner must be prepared to accept a responsibility of really taking good care of it. Just as a family decides in adopting a child from an orphanage, the new parents must have basic knowledge of how to rear children, how to nurture them not just physically but emotionally as well. In the case of the new pet owner of an Iguana, he/she must be able to provide the necessary caring, attention, health and atmosphere. An atmosphere that the iguana is really home close to the likeness of his natural habitat.

Some of the common illnesses are as follows:

1.0 Fibrous Osteodystrophy - Also known as Metabolic bone disease. Symptoms of this ailment are swollen jaw, swollen limbs, loss of alertness and appetite, inactiveness and fracture on the spine or limbs. If not properly treated, the problem may even lead o death. This disease is acquired through improper nutrition in feeding iguanas. They may be fed alright, but if the food being ingested are not the correct ones, they may still be prone to this disease. To prevent this from happening, the food requirements must be fruits and vegetables rich in calcium, phosphorous, potassium and Vitamins B and D.

2.0 Tail and Back leg Paralysis - Paralysis of the tail and back legs usually occurs for iguanas due to lack of vitamin b1. Major cases need immediate treatment through injection of essential vitamins and minerals. To prevent recurrence, maintenance of vitamin supplements must be provided.

3.0 Abrasions on the mouth and nose - Abrasions leading to bacterial infection, rostrum ulceration and deformities. This problem arises when iguanas become uneasy or are agitated and they try to escape from its cage.

4.0 Burns - This is associated with the heating and lighting equipment installed in or near the cage of the pet iguana. There is no better way to prevent this than making sure all such peripherals are installed safely away from the iguana's reach. For treatment, tap water at room temp to cool down minor burns and dry it keep it in a cool dry place. For major burns, apply burn ointment to prevent infection and see a Vet at as soon as immediately.

How To Take Great Care Of Your Pet Iguana

5.0 Bacterial Infection - This occurs when two or more improper factors are disregarded. First one is when the pet is not well tended, not fed with correct nutrition. Second is when it acquires sores or cuts because of the 1st problem. Third combines with the two which is the filth and unhygienic surrounding of the pet cage. Then the iguana has the perfect equation to derive bacterial infection. Bacterial infection requires Veterinarian attention. The 4th problem is trying to play a Doctor and try to give iguana the medicines out of guessing and assumptions.

6.0 Bladder and gout stones are acquired when iguanas are fed with too much protein from insects. Protein is harder to process by their digestive system and so it crystallizes and form stones. These stones harms the internal organs and cause infection. A symptom of this disease is enlarged abdomen.

8.0 Egg binding - This happens to pregnant females when their laying of eggs are distracted and gets trapped through its reproductive tracks. This is a fatal problem which could cause death. Therefore, it is a must that during laying of its eggs, the iguanas are not to be disturbed.

Portrayal Of Marine Iguanas

Land iguanas live on trees and stays on top to bask in the sun to normalize their body temperature. They are look similar to and could be mistaken as ordinary lizards if not for its size which is much larger. These tree dwelling lizards are agile and are good swimmers. Most often they stay on trees where there is a body of water nearby. The water is always its escape when they are threatened by predators. Being fast movers they also transfer from one place to the other. Sometimes they can be spotted crossing a road.

The Marine Iguana (*Amblyrhynchus cristatus*) however moved not as fast but they are better swimmers and they stay in seawater coastlines as their home because they live on eating algae. The iguana can only be found only on the Galapagos Islands The entire coastline is inhabited by marine iguanas. Their ability is unique among modern lizards, to live and forage in the sea. It has spread to all the islands in the archipelago and is sometimes called the Galapagos Marine Iguana. It lives on the rocks of the Galapagos shore and can be seen in marshes or mangrove beaches.

Amblyrhynchus cristatus are mostly black but the young have lighter color and a dorsal stripe. Adult specimens appear in grayish color. Scientists explain that marine iguanas have to have dark black emerge from water. They feed on marine algae almost entirely. It is brilliant that they are designed to expel salt through nasal glands. The expelled salt coating could make their faces white. Adult males vary in color according to season. During breeding season, male adults in the south appear as reddish and teal-green colors while it is brick red and black in Sta Cruz Island and in brick red and greenish in Fernandina Islands.

The marine iguanas living in the Galapagos differ in size according to their host islands. Those in the Fernandina and Isabella islands are the largest, while those on the Genovese Island are the smallest. Adult male's length may reach up to 1.3 m long while females could be around 0.6 m. They may weigh up to 1.5 kg.

Marine iguanas may also vary in their size according to varying food conditions. When algae decreased for a period of two years during an El Nino, Their length size decreases to as much

How To Take Great Care Of Your Pet Iguana

as 20%. When the food supply normalized, their lengths returned to regular size. It is believed that their bones shrink during those periods of food shortage.

The marine iguana can only stay a limited period in water as to hunt for algae as they are cold blooded animals. However, if they search for food around shallow waters, they could stay up to half an hour and underwater. After each dive, they return to the shore and bask under the sun to normalize body temperature. When cold, the marine iguanas tend to be more aggressive. Actually that is their defense mechanism because in reality, as their body is cold from under the water, they cannot move fast and avoid predators. So they become aggressive when anyone approaches them.

The main predators of marine iguanas are cats and dogs. They are easy victims as these lizards moves very slow. The population of the marine iguanas in the Galapagos Island is dwindling because of predation and El Nino. They are estimated at 50,000 to 100,000. The species is protected by Ecuadorian laws.

Scientists believe that land and marine iguanas may have evolved from common ancestor. Other opinions claim that they may have evolved from an extinct sea reptile.

Characterizing The Green Iguanas

Green iguanas are known to be the most popular and largest lizard pet that inhabits primarily in most of the U.S.A. Their natural habitat is located in tropical forests in Central and South Africa, the Caribbean and Eastern Pacific. They are also a natural breed in Florida and Hawaii .

Physical Attributes of the Green Iguana

After being hatched as a baby iguana their length is already about 17 to 25 centimeters. The reptile could grow fast at a rate of achieving 5 to 7 ft in 4 years provided they are given the right nutrition and caring as a pet. Its weight on the other hand could reach up to weight of 4 to 8 kg .

The color green of green iguanas are achieved upon adulthood. At younger stages, their color varies from brown to green. Their color also changes depending on their mood, temperature and health condition.

One of the trademark features of an iguana is its dewlap located below the throat. This is more prominent in the males than the female green iguanas.

The eyes of the iguanas are in lateral position with respect to their head. Meaning they are at the sides like those of fish. One unique about the iguana is its possession of a third eye. This photo sensory organ is also responsible for triggering hormone production for reproduction. Sensitive to light changes, it does recognize images, having only a rudimentary retina and lens. It is visible as a gray or white spot on the top of some lizard's heads referred to as "pineal eye" or "third eye."

Green iguanas love to stay on top of trees. The young iguanas tend to stay at the lower part of the trees, while the older ones prefer the top canopies to hunt for food and get more sunlight. They love waters. They stay on trees near a body of water, as it is their way of escape from their predator.

The females only go down the tree to dig its burrows and lay eggs. The burrows are dug to about 45 cm to 1m deep. It takes 65 days from conception before an iguana lays its eggs. It

How To Take Great Care Of Your Pet Iguana

takes them about 3 days to lay which could total from 10 to 30 eggs. The size and quantity of the eggs depends on the mother iguana's size. They are sociable mothers who shares nest with other iguanas especially when there are limited available spots for nesting. Unlike other egg laying animals, iguanas does not brood its egg. They just get back to the nest regularly to inspect. The incubation period lasts to about 90 to 120 days. Temperature ranges from 85 to 91 deg F. The hatchlings use their special teeth called caruncle to crack their eggs.

Iguanas could live at an average of 10 to 12 years up to a maximum of 20 years if they are fed and taken cared of in captivity. Iguanas that live in the wilds are believed to survive its harsh environment only to about 8 years. Care and proper nutrition must be observed in keeping the iguanas as pets. They require a diet of vegetables and fruits rich in Phosphorous, Calcium and vitamin D. Bananas rich in Potassium is a favorite.

Iguana's Ecological Environment

Iguanas are crucial to survive extinction, as it is part of the eco-system. Without the iguanas, the balance of ecosystem may be damaged. That is why we, as more intelligent creations must help to preserve them. In preserving these animals, people need to know the appropriate ecological atmosphere for the iguanas.

However, replicating ecological condition for the iguanas in captivity is a very challenging task. Iguanas are very dependent on their surroundings in terms of temperature as to their body heat and food supply as to the proper body chemistry and metabolism.

Iguanas inhabit the forests of Central and South America and the Caribbean Islands. They inhabit trees growing near bodies of water in the deep jungle. They prefer adjacent to water sources as a form of defense from predators. There, they can be seen basking on large horizontal tree limbs or feeding amount the foliage. Iguanas are intensely territorial so no more than a single large male will be found in a specific area encompassing about a quarter to a half-acre in size. In captivity, cage size is often not much longer than 1.5 times the iguana's length. This exemplifies how adaptable these creatures really are.

The natural habitat for iguanas is warm and humid. It is very important their artificial homes must be near to the real life condition of their habitat in terms of heat and humidity. Failure to do so might make them sick or die.

The size of their cage must consider that iguanas grow to as big as 6 feet in length. These lizards must be given ample space to move about and allow them to grow freely. Regular iguana cages must be around 6 feet tall with its width twice as long. This size gives room also for branches of trees where the iguanas could stay and play around. As a rule, the width of the cage must be always twice the height. If the cage size is small for the full potential of the iguana, its growth will be impeded and even injure them due to stress, muscle strain and weakness. It will also promote build up of fat and eventually make them stagnant, weak and prone to sickness.

How To Take Great Care Of Your Pet Iguana

Room temperature that must be observed must be 80 to 95 degrees Fahrenheit. The basking temperature they need from the sun ranges from 90 to 95 degrees Fahrenheit while the regular air temperature they are accustomed is no lower than 80 degrees Fahrenheit. Being cold blooded reptiles, they need that much heat. It is part of their normal body metabolism especially their digestive system. Without the proper surrounding temperature, iguanas will not be able to digest their food properly and trigger to cause illness which may compound to more health issues eventually. Iguanas like other animals do sleep. Therefore it is necessary that his surroundings be able to provide total darkness during the night without jeopardizing the required temperature.

Iguanas must not be allowed to roam free around the house in cold places and live on its own. They might be exposed to long period of cold temperature only to find out it is too late the reverse the situation. By the time the problem is noticed these pet may have already contracted bone diseases that are often incurable.

Iguanas eat leaves and flowers. If you feed them with diet that is too rich in protein and carbohydrates, they will soon become unhealthy and sickly

It is necessary to replicate iguanas' natural habitat to ensure their survival in their protective artificial homes. Before deciding to keep an iguana, acquire first the knowledge about its biophysical anatomy, healthcare, eating traits and food requirements. Lastly and most important, learn the basics of its surroundings and provide an accurate replication of its natural environment.

Pet Iguanas

Iguanas are one of the most popular reptile pets in the world. As required for pet owners to acquire animals for caring, they need to learn the characteristics of the reptile from its anatomy, feeding requirement and habitat.

The enthusiasm one has for a new pet of any kind often wears off quickly if the animal is no longer healthy and finds them experiencing problems. It only takes understanding and education to prevent those problems to make life easy and happy for both owners and pets

If you have already decided to obtain an Iguana as a pet, there are a few facts to keep in mind. The longevity of the animal is up to 15 years in captivity, the size of adults reach up to 6 feet in length. There are basic and important dietary requirements to consider. It is also important to understand that these animals are capable of inflicting injury on their owners. Though it is established there are more cases domestic dog biting than there are the number of Iguanas in the United States, it is safe to bear in mind that the iguana pet is a wild animal regardless of how much you think it is not.

The availability of farm raised Iguanas from Central and South America has drastically reduced the price, increased the quantity available, and generally increased the health of the babies arriving into the United States as well as other countries. These facts make it easier than ever to obtain a healthy animal to start, or to expand your reptilian collection!

The area that needs major attention is the diet of Iguanas. As popularly known, the iguanas are herbivore. To be more specific Iguana is actually a folivore, which means animals that primarily eat leaves. It's natural habitat are branches of trees and there is no evidence that Iguanas, young or old, eat insects etc. For they do not possess any predatory capability like jumping or quick movements to capture fast moving insects. Besides iguana simply cannot properly metabolize anything other than leaves. Iguana has a digestive system that is known as a "Hind-Gut fermenter". Meaning they use the lower intestinal tract to produce vitamins and absorb it's ingested food. Fiber is a critical component of their diet. It changes as the animal matures. Approximately, fiber should be no less than 16% of their diet.

How To Take Great Care Of Your Pet Iguana

Body temperature plays an important role for Iguanas to digest their foods. In their habitat the Iguanas seek a sunny basking spot to raise their body temperatures to around 98 degrees Fahrenheit. When they achieve the required body temperature they will begin to feed. The proper body temperature helps the animal in digesting its food.

During captivity, it is important to provide pet iguanas with the proper heating equipment to maintain required temperature.

The rate at which Iguanas eat is a function of its health, environment and age.

If junk foods are for children, junk food for the Iguanas is fruits. It is equally as hard to get most common Iguanas to eat their greens instead of cantaloupe.

Dark leafy greens comprise the majority of Iguana's diet. Minimize intake of spinach, parsley and kale. These greens contain oxalate which blocks Iguana's ability to absorb calcium. There is still ongoing research proves this issue, but it is probably safe to avoid these greens.

Young iguanas should be fed daily. In their natural habitat, these animals feed several times per day. As they mature the frequency of meals decreases. They have no ability to chew food; they bite off chunks of greenery and swallow it whole. Therefore in captivity, It is important to chop all their food to a size that can be handled by your iguanas.

Red Iguana And Their Care

The iguana family is considered the largest among the lizard families. Though the most common are green iguanas, there are also those with different colors including the red iguanas. One of the most popular red iguanas is the red-side skink. These are found in the forest habitat of Southern and Eastern Africa.

Caring for the Red Iguana

A red Iguana can stay in a 30 gallon aquarium. They may vary in size and styles made of glass, metal or wood. The basic requirement for keeping their cage is cleanliness. Keep it free from dirt, soil and loose barks as they may be contaminated and the iguana may ingest them. They must be supplied with appropriate supply of food and water. The cage must be provided with branches and twigs, rocks but must be disinfected to prevent infections.

Iguanas must be properly groomed. Bathing is a pleasant activity. It can be done using lukewarm water. Care must be given as not to surprise or panic iguanas during bathing.

Iguanas must be handled carefully and frequently to tame them. They show fondness on the pet owners who handles them regularly. They should be touched and held gently 3 times a day for fifteen minutes each. They like being stroke on their back and neck. However, be mindful that Iguanas are animals, that they can be aggressive at times. It may take patience and consistency in taming them.

Iguanas are herbivores so they should be fed with varieties of vegetables and fruits. The majority of the food intake must be more on the leafy vegetables. Limitation must be on protein rich foods. They should be fed everyday.

Water is very essential so it must be readily available. Normally they get water content only through the plants they consume. They need water regularly to prevent being dehydrated as they expose themselves to the required body heat.

How To Take Great Care Of Your Pet Iguana

If proper care and diet is not given to Iguanas, they may contract disease. Some of the ailments that iguanas may contract are:

Back leg and tail paralysis - This is due to vitamin B1 deficiency. This needs Veterinarian attention who will administer injection of essential vitamin and minerals.

Nose Abrasions - Attempts to get out of their cage may cause abrasions to their nose and face. Usually they rub their noses on the corners of their aquarium. The abrasions may be caused by broken glass, wires, loose metals, pointed objects. This may be avoided regular inspection of their cage and removing any potential harm to the iguana.

Heat Injuries - These are usually acquired due to contact with heating apparatus provided for the iguanas for their cage. Typical causes are hot light bulbs, hot rocks. Care and attention must be observed in installing heat supply for the cage.

Bacterial Infection - This can set in generally if the cage is unkempt, damp and dirty. Gangrene may set in with their toes and tails where the bacteria usually attack.

Parasites - As a result also of unsanitized surrounding and unsanitary food preparation. Parasites may settle in the internal organs of the iguana like the gastrointestinal tract. This case may cause death if left untreated in the early stage.

Organ failure - Organ failure may set in due to age. But that comes after a decade or more. This can occur also due to bacterial infection. Symptoms will be weight loss, loss of appetite, inactivity and bloating.

Egg Binding - This is typical to female iguanas when they fail to let their eggs come out of their reproductive tracts.

The Rhinoceros Iguanas

One of the largest of all the iguanas, rhinoceros iguanas can reach four feet in length. Their name is attributed to the three horn-like outgrowths on the end of their nose. They are gray or olive green in color, with dark cross bands, which blends in with the rocks of their natural habitat. As cold-blooded reptiles, these iguanas must warm up under the sun before being active during the day (diurnal.) Iguanas of the cyclura genus are found on many Caribbean islands, but the rhinoceros iguana is found only in the islands of Haiti and the Dominican republic.

Rhinoceros iguanas eat leaves, flowers and fruit. They have been observed to eat insects, land crabs, eggs. They are normally ground dwelling lizard, but they will climb trees at times to eat leaves and fruits.

They are primarily found near coastlines of Hispaniola in Haiti. However, due to human civilization, many were forced to relocate inland. Majority of the populations live in the southern portions of the Dominican Republic. Smaller populations live in neighboring Haiti. They are protected and a threatened species in the Dominican Republic. In Haiti, where they are sometimes hunted for food or local trade.

Habitat destruction and hunting for food and trade constitutes the largest threat to the rhinoceros iguana.

Caring for Rhino Iguanas as Pets

A rhino iguana may require a standard 30 - 50 gallon tank. But as it grows, a custom-built cage may be necessary. The size of the cage will depend on the size of the iguana. To compute for the ideal size for a particular iguana: cage length is one and one half of the lizard length; width is two thirds of the lizard length; height may be equal to the lizard length. A higher cage though may be preferred as iguanas love to climb and stay up. Branches may be set-up inside the cage for their climbing necessities. Choose branches that will match the size your iguana.

How To Take Great Care Of Your Pet Iguana

Rhino iguanas need to heat their bodies to properly digest food and to help them fight diseases. A thermometer may be used to monitor the temperature in any enclosed area. Ideal temperature should reach around 85 degrees Fahrenheit. Additional heat may be supplied by a spotlight, heat tape or any undertank heaters. Hot rocks are not recommended for they can damage your iguana's skin and may even cause serious burns.

Lighting is a must for iguanas. Full-spectrum bulbs help produce Vitamin D3 helping iguanas in their calcium absorption. However, recent studies show that no artificial lighting can ever duplicate the benefits derived from natural sunlight. It is therefore recommended that iguanas be exposed to natural sunlight on a regular basis. Natural sunlight coupled with good diet is the cheaper way to raise rhino iguana. Be wary though not to expose the iguana to sunlight while inside the aquarium as the temperature rise inside may be lethal.

Proper feeding must always be a major consideration in handling your rhino iguanas. Always remember that the health and well-being of your pet iguana will largely depend on the kind of food that you give them. Iguanas require a diet rich in Vitamin D3, calcium and phosphorus. Good source for these are greens such as mustard greens, dandelion greens and turnip greens. Iguanas are by nature, herbivores. They are plant eaters. Dog food, cat food and human food should be avoided. These are not good for the iguanas and can result to kidney failure at their young age. Broccoli, cauliflower, sprouts and cabbages can be given but in small amounts. These vegetables can cause thyroid problem if frequently given. Spinach is also not good for them, it binds calcium. Other vegetables such as zucchini and squash, and other fruits, like raspberries, blackberries and bananas can be added to their diet.

While it is important to monitor the temperature surrounding of the rhino iguana, it is equally important to check on the humidity. They need water and humidity. Regular misting or a humidifier will help maintain humidity to proper level. Ideally, enclosures should maintain humidity level of about 95 - 100 percent. A gauge which monitors both temperature and humidity can help address this monitoring.

Albino Iguana- Learning To Feed Them

Albino Iguanas rely on environment for survival. They are creatures that are very sensitive. Albino iguana as a pet has to be properly treated in every aspect that it survives in you captivity.

The important factor for bringing them up is the food that they must be given. Feeding them appropriate is the responsibility of the owner. They must be taken proper care. The following paragraphs give a detail on what, when, how and where an Albino Iguana should be fed.

Scientifically Iguanas are herbivores and hence their diet should mainly contain green leafy plants. But still, there are people who feed their iguanas with animal proteinaceous food and insects. They are very sensitive and even a minor fault can cause a major disorder.

It is only by accident that Iguanas eat insects. When there are insects on the plant that iguana feeds on then it so happens that they ultimately consume both. This is what we see on magazines and televisions. They are proven to be herbivores.

Vegetables are recommended to be fed than insects and animal proteins. These are valuable suggestions given by veterinarians and experts. The physical health of your Iguana can be improved this way.

Albino iguanas also require water, hence make sure that you provide them clean water. While drinking water they usually dip their heads into the glass, so make sure that you provide it a tall glass of fresh water. They can sometimes be seen quenching thirst by licking off small droplets of water from plants.

Fresh water must always be supplied to iguanas. They must not be fed with remaining vegetables because there are chances for their digestive systems to be affected. It might culminate to a sickness or sometimes death.

A regular basis should be taken to feed iguanas. It has to be fed everyday and the most appropriate time to feed it would be an hour after it is awake. Feeding at regular intervals

How To Take Great Care Of Your Pet Iguana

throughout the day can be done but in small quantities. It should never be fed immense before sleep.

Feeding them in the morning helps in the process of digestion. The morning temperature is the most suitable and it gives the right environment for the digestion of food.

The bulkiness and size of the Iguana will give you an idea about how much you have to feed them. You can feed them how much ever they want. This will also help you note their appetite.

Food for Albino Iguanas should be given in shallow bowls made of plastic, glass or ceramic and must be regularly cleaned. It should be sturdy to hold it and should be safe from tripping.

There are varieties of leafy vegetables available hence you can feed them interesting. This will make them feel home and healthy. They are known to consume variety of wild flowers and fruits.

It is important that a proper sunshine and lighting is made available for Iguanas. Sunrays have calcium that help them digest their food.

Thus feed the Albino iguana the right food and in proper amounts to keep them hail and healthy.

Giant Green Iguana

The "in" thing among the reptile family is the giant green Iguanas. They are the most known reptiles that are in most households taken care of and are held captive in many places. So it is not going to be surprising if the demand for these giant Iguanas goes above that of the usual dogs or cats.

The word "giant" makes us to imagine a real huge Iguana. But they are the normal size when young and then they slowly grow to their maximum size. Hence it would be a waste to get the young ones accessories that can turn up worthless.

Thus the giant green Iguanas don't mean the literal sense. They grow to their maximum size only if one knows how to bring them up. Let's see about how we can do that.

A healthiest Iguana has to be chosen for a start. Alert and active Iguanas can be considered to be healthy because such features can be easily found. Their body parts and others have to be checked. They must be carefully chosen without scratches, lumps or bumps. They should basically appear round and healthy to a lay man's eye.

The difference between a healthy and an unhealthy Iguana can be found out in their movements. A stagnant and dormant Iguana shows they aren't healthy. A very curious and active Iguana can be easily found out. You can find them constantly roaming in search of something or the other. Their eyes appear round and the tongue must flick constantly in and out.

The selection should not be on the basis of calm and composed nature of Iguanas thinking it will help us in bringing them up easily. Picking a sick Iguana with pity should as well not be done. These reptiles may even remain sick throughout. Hence it is important to choose an active Iguana as a pet.

The next criterion to be thought of is to give it a comfortable and suitable home. The size of the aquarium will depend upon the size and bulkiness of your Iguana. The young ones would require around 10 to 30 gallon aquarium.

How To Take Great Care Of Your Pet Iguana

A ready made cage would be the best idea to start off with. It will help in lessening the transfer aspects as your Iguana grows. Transferring from cage to cage would be difficult at one point of time. Even if the cage seems too large it will become apt at a stage. Because as Iguanas grow bigger and bigger they would require larger room to roam about.

The aspect of food is very important when it comes to bringing up Iguanas. The young ones have to be invariably fed everyday. At later stages the food can be restricted to once in two days depending upon the situation.

Feeding them green leafy plants would be preferred than non vegetarian stuff. A balanced and healthy diet is ensured this way. Care should be taken in feeding else problems like fat, lazy and obese.

Female Iguanas usually don't eat the food we serve. This usually happens when they are about to give birth. The lost appetite returns after the process of laying eggs. It is good to have your Iguanas thin and energetic.

When the necessary steps are taken you can find your Iguana growing healthy and active. It is important that you act on every aspect to give your Iguana a greater lifespan.

Green Iguanas Myths

There are many myths related to green iguanas. Many of these myths can prove quite harmful to the iguanas as it can interfere with the ability of a person to take care of the iguana. Many of these do not prove to be harmful but a few of these can prove vital to the healthy well being of an iguana. The following are a few common myths related to iguanas which you should give some importance to:

1) *Green iguanas can be fed with lettuce* – it is also partly right. It can be fed with lettuce with no second thought since vegetarian diets are best suited for iguanas. But you should be careful on not to make it a regular diet as most of the salad lettuce have only a little amount of nutritional value. Many realize this when it is already late to have a change in the diet of the iguana. A main reason for this is that a green iguana used to lettuce as its main diet will continue to feed on lettuce even if its diet is added with better food.

Vegetables with high nutritional value such as turnip greens, collards and mustard greens must be added to your iguana's main diet if you are focusing on the proper care of the iguanas.

2) *Iguana's growth will be constrained to the size of their cages* – many people have this notion that if you keep iguanas in smaller cages then they will have shunted growth. To keep their iguana in handy sizes, definitely this idea will not work in the case of the green iguanas. A healthy green iguana which has been taken care of properly can show a growth of up to six feet. Hence keeping green iguanas in smaller cages will make its life very uncomfortable.

3) *Gravel is consumed by iguanas to help in their digestion* – this myth is one of the most dangerous. To help their green iguanas in digesting its food, many people place gravel or small pebble to its enclosure. But accidental consumption of these materials may end up killing your iguana. Therefore accidental or purposely feeding gravel to your iguanas should be avoided.

4) *Hot rocks are the best for heating* – a few cages of green iguanas contain hot rocks as a few people think hot rocks will help maintain iguana's body temperature. You should keep in mind that iguanas are actually cold blooded animals and when they are very close to hot rocks

How To Take Great Care Of Your Pet Iguana

they have a risk of being cooked to death. The best heating equipment for your green iguana cages would be the special lighting which is available at most of the pet stores.

5) *Pet food, insects and many animal products can be a part of iguana's diet* – many of them still say that iguanas should also be provided with animal proteins. However green iguanas are best kept on herbivorous diets. The metabolism and the body of a green iguana are best destined to utilize plant products most effectively. Animal proteins can pose many health problems to it. Gouts will be developed iguanas on the excessive diet of animal proteins. Serious kidney problems will also be a part of it. Wild iguanas eat insects only due to accidental mix up with its food.

These are just a few of the most important myths related to green iguanas. These truths about myths will help you to give best care to your green iguanas.

The Iguana Cage

Iguanas are usually small in size. But sometimes they are so huge in size that they would require more space to roam about. Thus you need to learn to build a proper cage.

The aspect to be given importance is the size. The cage must be very spacious because they are reptiles who originally belong to the wild life.

There are people who believe that the growth of Iguana can be restricted to the size of the cage. This concept seems silly and is definitely untrue. The growth of Iguanas is faster in the first quarter and slows down gradually.

So it is better to make sure that proper space and resources are available before you buy an Iguana. Consider this; a newly born Iguana can fill a 60 gallon spaced aquarium in just a year's healthy growth.

A small and tiny cage is sufficient for an Iguana from its birth to a period of six months. A tiny aquarium is enough but you should be mentally ready to invest for the second time because after 6 months of age Iguana grows at a faster pace.

The humidity and temperature of the cage must also be considered before you build one. Iguanas are generally cold blooded so it must be ensured that the cage is warm enough and at the same time not too hot.

The installation of a basking point with temperature varying from 89 to 95 degrees Fahrenheit must not be forgotten and air temperature must be around 80 degrees Fahrenheit.

Different parts of the cage should have different temperatures for the regulation of air and for the stability of body temperature.

Fluorescent tubes or mercury vapor lamps can be used to provide such conditions. The usage of hot rocks is also suggested. This idea is definitely against vegetarians. If they burn Iguana then it might culminate to severe bruises and infection or even death.

How To Take Great Care Of Your Pet Iguana

The cage should be assisted with proper humidity. A humidity range of 65 to 70 will do for an appropriate Iguana cage. A humidifier can do the job of providing necessary level of humidity. If not affordable, spraying water at regular intervals would be just fine.

The humidity can also be controlled by placing a big bowl of water in the cage.

The digestion process is assisted by certain lighting conditions in the cage. This helps in their survival. Sunrays contain ultra violet light that assists the growth of the Iguana. They perform several functions given below.

UVB and UVA lights are required in large amounts for their survival. The UVB helps in producing the vitamin D3 that is an important component required for the digestion process. The UVA promotes their natural behavior.

The most accessible and cheap way to provide UV rays is by letting sunlight into the cage. By providing windows they can be exposed to sunlight. These are certain aspects to note.

It is tough to create such a cage like that of a biodiversity at home but if these help in their healthy survival, they can as well be provided happily.

In case you decide to have a giant Iguana as a pet then one has to be mentally prepared for the arrangements he or she has to make. They are already on the verge of becoming extinct and hence buying them and not treating them well will not be fair on our part. So decide well before you are sure to have an Iguana as a pet.

Building An Iguana cage - 6 Tips!

Iguanas are wild creatures that prefer to live in wide and large ecosystem. They stay high in the trees.

It is more for safety that they spend their day high up in trees, far away from predators and enemies. Iguanas have the talent to hide away from enemies. This is because they can jump from a great height without getting hurt.

Today, their lives are in danger. They are being eaten and caught by wild animals. Thus it is our duty to preserve them.

You can help iguanas from getting extinct in case you are a pet or animal lover by saving them from their predators. They can be taken as pets and brought up with great care and affection.

But this would need proper planning, here are some preliminary measures that have to be taken.

The first and foremost thing is to build an enclosure or a cage building an enclosure or cage. This can be done only if they feel home in the new cage you build.

Here are few tricks in building a nice home for you Iguanas:

1. Search for an enclosure that is secured and spacious. A big closet or a large room will be nice place where in they can roam. Artificial branches and plants can be hung for it to have the feel of a wild environment. The size should vary with age of the Iguana. A cage with no hole will be fine, else there are chances for them to escape. Once it grows you can keep changing the atmosphere to fit its requirement. This can be done once it gets habituated with the new home.

2. The air circulation is an important factor that has to be considered. A cheap comfy closet will be perfect to satisfy the need. For regulation of air a low-cost, quiet and a small fan can be used. The mildew can be prevented if there is proper regulation in the new cage. The

How To Take Great Care Of Your Pet Iguana

humidity and temperature of the cage can be raised with circulation. The walls can be washed using bleach and water if in case a problem with mildew occurs.

3. A heating pad can be used in the night time to warm up the atmosphere. A bulb consuming less electricity can be used. A 75 watt light would do the job.

4. Give your Iguana time to adapt to the new home. They might hurt themselves or traumatize in a new home. Their reaction would be by scratching and rubbing the walls. It will be better that you spend the first few days with your Iguana. Try to create a bond with the pet till it gets used to the new environment.

5. The electrical connections have to be carefully placed. They are very intrusive creatures, you will find them trying to climb and jump hot light equipments and accessible wirings.

6. Lastly, keep the cage far away from pests. The left over foods should be removed as early as possible.

The process of building a home for Iguana can fun and simple. You will have an accurate for your Iguana by just following the above given steps.

**Download 100+ Books
Completely Free!**

.....

**No Hassles...
No Charges...**

Just Click And Download



CLICK HERE

How To Take Great Care Of Your Pet Iguana

This Product Is Brought To You By

